

# Mundelein Park & Recreation District Community Survey

September 2021



Report prepared by:  
Center for Governmental Studies  
Division of Outreach, Engagement and Regional Development  
Northern Illinois University  
DeKalb, IL 60115



NORTHERN ILLINOIS UNIVERSITY

**Center for  
Governmental Studies**

*Outreach, Engagement, and Regional Development*

## Table of Contents

|   |    |
|---|----|
| Executive Summary.....  | 3  |
| Introduction .....  | 5  |
| Background and Purpose .....  | 5  |
| Methodology.....  | 5  |
| Key Findings .....  | 7  |
| Use of the Mundelein Park & Recreation District.....                        | 7  |
| Value of the Mundelein Park & Recreation District.....                      | 28 |
| Future Direction of the Mundelein Park & Recreation District .....          | 36 |
| Sources of Information About the Mundelein Park & Recreation District ..... | 40 |
| Characteristics of Respondents and Their Households .....                   | 43 |
| Conclusions and Recommendations.....  | 45 |
| Appendix A: Questionnaire (English and Spanish Version).....                | 46 |
| Appendix B: Survey Materials (Email and Postcard).....                      | 67 |
| Appendix C: Verbatim Comments.....  | 71 |

## Executive Summary

The Mundelein Park & Recreation District commissioned the Center for Governmental Studies (CGS) at Northern Illinois University to conduct an online survey of residents. The purpose of the survey was to gather their opinions about the MPRD's value to the community, their future use of programs, parks, and facilities, and priorities for the future development of parks and recreation facilities. A total of 500 completed surveys was received.

### Key Findings

#### **Use of the Mundelein Park & Recreation District**

- More than four-fifths (85.5%) of respondents indicate that their household is likely to use the MPRD facilities, programs, or services during the next two-three years, with 62.3% indicating their household is very likely.
- Four-fifths or more of respondents are aware of the Barefoot Bay Aquatic Center (98.5%), Diamond Lake Beach (96.4%), community center (90.0%), athletic fields at Community Park or Keith Mione Community Park (81.6%), Spray Park (80.8%), and the indoor pool (80.2%).
- More than two-thirds (67.2%) of respondents state that their household would be likely to use the Barefoot Bay Aquatic Center more than six times a year during the next two-three years. Less than one-half of respondents report that their household would be likely to use the other parks and facilities asked about in the survey more than six times a year during the next two-three years.
- The majority (96.5%) of respondents say that their household would be likely to participate in one or more of the MPRD activities asked about in the survey during the next two-three years. 68.9% of adults aged 50 or greater would be likely to participate in active adult activities, 67.7% of respondents with children in their household under the age of 18 would be likely to participate in youth athletics, and 52.4% of respondents with teens in their household would be likely to participate in teen programming during the next two-three years. Two-fifths or less of respondents state someone in their household would be likely to participate in the other activities asked about in the survey.
- When asked which factors would increase their household's use of the MPRD parks, facilities, or programs in the future the most frequent responses are the addition of programs, facilities, or activities that their household is interested in (56.9%), lower fees (44.9%), and better communication of what is offered (36.3%).
- The majority of respondents report that the MPRD would be their household's first choice for a community center (77.5%), a fitness center (70.6%), adult athletics (69.3%), youth athletics (63.5%), a preschool (53.3%), and teen athletics (52.5%).

### **Value of the Mundelein Park & Recreation District**

- Almost all (96.0%) of the respondents believe the MPRD is valuable to their community, with 67.8% indicating it is very valuable. Compared with 85.9% of the respondents who think the MPRD is valuable to their household, with 54.9% indicating it is very valuable.
- The majority of respondents believe that the following MPRD programs are valuable to their household.
  - Programs for grade-school aged children (96.0%)
  - Programs for preschool-aged children (93.8%)
  - Programs for teens (92.8%)
  - Programs for active adults (85.5%)
  - Programs for adults (83.7%)
- Most respondents whose annual household income is less than \$25,000 (88.0%), \$25,000 to less than \$50,000 (97.6%), or \$50,000 to less than \$75,000 (80.1%) would be more likely to enroll in programs if the MPRD offered financial assistance to eligible households.

### **Future Direction of the Mundelein Park & Recreation District**

- Respondents rank Diamond Lake Beach, the fitness center, and the parks as the top three priorities the MPRD should invest funds in to improve or maintain in the next five years.
- Respondents rank a dog park and an arts and cultural center as the top two priorities the MPRD should invest funds in to construct or develop in the next five years.

### **Sources of Information About the Mundelein Park & Recreation District**

- Three-fourths (74.6%) of the respondents report that the program guide is a source of information about the MPRD for them, with 44.6% indicating it is their main source of information. More than two-fifths (43.3%) of respondents state that the Park District website is a source of information for them, with 23.4% saying it is their primary source of information about the MPRD. More than one-third (34.8%) of respondents indicate that the Park District e-newsletter is a source of information for them, however it is the main source of information for less than one-tenth (6.9%).
- The majority (84.8%) of respondents would prefer to receive information from the MPRD in English. More than one-half (53.3%) of Latino respondents would prefer to receive information in English and 46.7% would prefer to receive information in Spanish.

# Introduction

## Background and Purpose

The Mundelein Park and Recreation District (MPRD) commissioned the Center for Governmental Studies (CGS) at Northern Illinois University to conduct a survey of residents to gather their opinions about the MPRD's value to the community, their future use of programs, parks, and facilities, and priorities for the future development of parks and recreation facilities. An online survey was administered to a random sample of households in the MPRD service area. The findings of the survey will be used for strategic planning.

## Methodology

### **Questionnaire**

A 28-question survey was developed by CGS and the MPRD staff. The following topics were covered in the questionnaire:

- Use of the MPRD,
- Value of the MPRD,
- Future direction of the MPRD, and
- Sources of information about the MPRD.

The questionnaire was translated into Spanish. The questionnaire may be found in Appendix A.

### **Sample**

A random sample of 3,000 households within the MPRD service area was provided by the Marketing Systems Group, a survey sampling firm. The sample included names, mailing addresses, and email addresses.

### **Pretest**

CGS pretested the questionnaire with approximately 20 households. The pretest was designed to gauge whether the respondents understood the questions being asked and could provide the necessary information.

### **Data Collection**

Each household in the random sample was sent an invitation email with a unique ID code and a link to the survey. This email may be found in Appendix B.

Follow-up communications are important to get responses from as high a proportion of the sample as possible, as harder to reach respondents often have different experiences and

responses than easier to reach respondents. Therefore, CGS sent up to six reminder emails to those who did not respond after the initial email. Additionally, up to two postcards were sent through the mail to nonrespondents. The postcards included the survey URL and their unique ID code (See Appendix B).

The survey was open from March 15, 2021 to June 20, 2021.

A total of 500 completed surveys were received. The margin of error for the survey is +/- 4.3 percentage points at the 95 percent level of confidence.

### **Data Analysis**

The data was weighted on age, gender, race/ethnicity, and annual household income using information provided by the Marketing Systems Group. Data weighting on key demographic variables ensures that respondents to the survey are representative of the population of all adults in the MPRD service area and that the findings can be generalized to the total adult population.

Chi-square tests were used to test significance between demographic groups. All demographic differences reported are statistically significant at the  $p \leq 0.05$  level.

## Key Findings

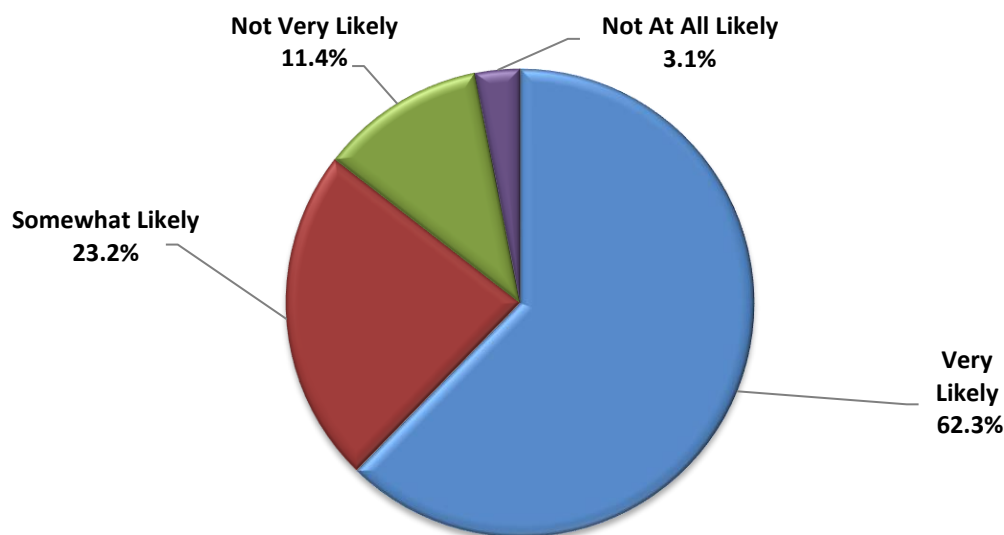
### Use of the Mundelein Park & Recreation District

The respondents were first asked a set of questions regarding their household's future use of the MPRD. The respondents were asked about the likelihood of using the MPRD during the next two-three years, awareness and use of MPRD parks and facilities during the next two-three years, participation in MPRD activities during the next two-three years, preferred method of registering for programs and memberships, preferred times, length, and frequency of programs, additional programs, facilities, and activities interested in or need, and their household's first choice of location (MPRD, another park district, private facility/organization) for activities.

More than four-fifths (85.5%) of respondents indicate that their household is likely to use the MPRD facilities, programs, or services during the next two-three years, with 62.3% indicating their household is very likely (Figure 1).

**Figure 1: Likelihood of Household Using the MPRD During Next Two-Three Years**

During the next two-three years, how likely are you or anyone in your household to use the Mundelein Park and Recreation District (MPRD) facilities, programs, or services?



### ***Demographic Differences***

- The percentage of respondents who indicate that their household is very likely to use the MPRD facilities, programs or services during the next two-three years is highest among those aged 30-49 (74.2%) and lowest among those aged 18-29 (54.8%). Approximately three-fifths

of those aged 50-64 (60.3%) and those aged 65+ (57.1%) report their household is very likely to use the MPRD facilities, programs, or services during the next two-three years.

- Non-Latino respondents (67.6%) are more likely than Latino respondents (55.6%) to report that their household is very likely to use the MPRD facilities, programs, or services during the next two-three years.
- Respondents with children in their household under the age of 18 (71.0%) are more likely than respondents with no children in their household under the age of 18 (51.1%) to state that their household is very likely to use the MPRD facilities, programs, or services during the next two-three years.

Respondents were asked if they are aware of and whether their household would be likely to use 33 MPRD parks and facilities more than six times a year during the next two-three years. Four-fifths or more of respondents are aware of the Barefoot Bay Aquatic Center (98.5%), Diamond Lake Beach (96.4%), community center (90.0%), athletic fields at Community Park or Keith Mione Community Park (81.6%), Spray Park (80.8%), and indoor pool (80.2%). More than two-thirds (67.2%) of respondents state that their household would be likely to use the Barefoot Bay Aquatic Center more than six times a year during the next two-three years. Less than one-half of respondents report that their household would be likely to use the other parks and facilities asked about in the survey more than six times a year during the next two-three years (Table 1).

**Table 1: Awareness and Household's Use of MPRD Parks and Facilities During the Next Two-Three Years**

Are you aware of each of the following MPRD parks and facilities?

During the next two-three years, would your household be likely to use, more than six times a year, each of the following MPRD parks and facilities?

| Park/Facility   | Awareness | Use More Than Six Times a Year |
|---|-----------|--------------------------------|
| Barefoot Bay Aquatic Center                                     | 98.5%     | 67.2%                          |
| Diamond Lake Beach  | 96.4%     | 43.5%                          |
| Community Center  | 90.0%     | 36.2%                          |
| Athletic Fields at Community Park or Keith Mione Community Park | 81.6%     | 46.0%                          |
| Spray Park  | 80.8%     | 45.2%                          |
| Indoor Pool   | 80.2%     | 39.3%                          |
| Steeple Chase Golf Course                                       | 73.2%     | 29.8%                          |
| Ice Skating Rink  | 72.2%     | 28.1%                          |
| Dunbar Recreation Center  | 70.7%     | 34.6%                          |
| Big & Little Child Development Center                           | 64.1%     | 8.3%                           |



| Park/Facility                                 | Awareness | Use More Than Six Times a Year |
|---|-----------|--------------------------------|
| Park Shelters                                 | 62.3%     | 32.7%                          |
| Regent Center                                 | 60.5%     | 23.1%                          |
| Diamond Lake Sports Complex (Athletic Fields) | 58.1%     | 31.4%                          |
| Athletic Practice Fields                      | 57.0%     | 34.2%                          |
| Boat Launch                                   | 54.7%     | 14.3%                          |
| Mundelein Heritage Museum                     | 54.1%     | 25.1%                          |
| Learning Center Preschool                     | 48.7%     | 16.7%                          |
| Fairhaven Park                                | 48.1%     | 30.2%                          |
| NovaCare Fitness Center                       | 46.7%     | 27.8%                          |
| Skate Park                                    | 46.0%     | 15.0%                          |
| Kracklauer Dance Studio                       | 44.0%     | 11.1%                          |
| Hanrahan Park                                 | 40.2%     | 35.1%                          |
| Asbury Park                                   | 38.8%     | 29.3%                          |
| Cambridge County Park                         | 32.6%     | 31.3%                          |
| Leo Leathers Park                             | 31.4%     | 24.6%                          |
| Bob Lewandowski Park                          | 29.7%     | 23.3%                          |
| Clearbrook Park                               | 29.0%     | 23.8%                          |
| Garden Plots                                  | 28.9%     | 9.9%                           |
| Maurice Noll Park                             | 26.6%     | 20.2%                          |
| Scott Brown Park                              | 25.8%     | 19.1%                          |
| Wortham Park                                  | 25.0%     | 15.0%                          |
| Gordon Ray Park                               | 22.5%     | 17.5%                          |
| Other   | 6.2%      | 1.7%                           |

Other parks and facilities the respondents mention they are aware of include Memorial Park, Longmeadow Park, Kracklauer Park, Holcomb Park, and Lakewood Heights Park. The respondents indicate their household would be likely to use Kracklauer Park more than six times a year during the next two-three years.

### ***Demographic Differences***

#### ***Awareness***

- Latino respondents (98.9%) are more likely than non-Latino (85.9%) respondents to be aware of the **community center**.
- Respondents aged 30-49 (82.3%), respondents aged 50-64 (91.2%), and respondents aged 65+ (83.0%) are more likely than respondents aged 18-29 (69.4%) to be aware of the **athletic fields at Community Park or Keith Mione Community Park**.

- Respondents who have no children in their household under the age of 18 (90.2%) are more likely than respondents who have children in their household under the age of 18 (73.8%) to be aware of the **indoor pool**.
- Respondents aged 50 or greater (85.5%) are more likely than respondents aged less than 50 (63.0%) to be aware of the **Steeple Chase Golf Course**.
- Non-Latino respondents (88.0%) are more likely than Latino respondents (38.0%) to be aware of the **Steeple Chase Golf Course**.
- Respondents who have children in their household under the age of 18 (71.1%) are more likely than respondents who do not have children in their household under the age of 18 (60.9%) to be aware of the **Big & Little Child Development Center**.
- Respondents who live in Area 3 (87.5%) are most likely to be aware of the **Regent Center**, followed by respondents who live in Area 1 (61.2%) or Area 4 (48.8%). Respondents who live in Area 2 (33.3%) are least likely to be aware of the **Regent Center**.
- Respondents who have lived in the MPRD service area more than 5 years (72.9%) are more likely than respondents who have lived in the MPRD service area 5 years or less (10.9%) to be aware of the **Regent Center**.
- Non-Latino respondents (64.8%) are more likely than Latino respondents (46.7%) to be aware of the **Diamond Lake Sports Complex (athletic fields)**.
- Respondent who have no children in their household under the age of 18 (73.8%) are more likely than respondents who have children in their household under the age of 18 (42.6%) to be aware of the **Mundelein Heritage Museum**.
- Respondents who live in Area 3 (72.2%) and respondents who live in Area 4 (65.0%) are more likely than respondents who live in Area 1 (31.4%) and respondents who live in Area 2 (28.0%) to be aware of the **Learning Center Preschool** (See Appendix A for map of areas).
- Latino respondents (63.3%) are more likely than non-Latino (41.2%) respondents to be aware of the **Learning Center Preschool**.
- Respondents who have children in their household under the age of 18 (58.8%) are more likely than respondents who do not have children in their household under the age of 18 (35.2%) to be aware of the **Learning Center Preschool**.
- Respondents who have lived in the MPRD service area more than 5 years (53.4%) are more likely than respondents who have lived in the MPRD service area 5 years or less (23.6%) to be aware of the **NovaCare Fitness Center**.
- Respondents who have lived in Mundelein more than 5 years (53.4%) are more likely than respondents who have lived in Mundelein 5 years or less (9.1%) to be aware of the **Kracklauer Dance Studio**.
- Latino respondents (63.3%) are more likely than non-Latino (35.7%) respondents to be aware of the **Kracklauer Dance Studio**.
- Respondents who live in Area 1 (52.9%) are more likely than respondents who live in Area 2 (29.2%), Area 3 (32.6%), or Area 4 (23.8%) to be aware of **Asbury Park**.

- Respondents who live in Area 3 (37.2%) and respondents who live in Area 4 (40.0%) are more likely than respondents who live in Area 1 (9.9%) and respondents who live in Area 2 (8.3%) to be aware of **Bob Lewandowski Park**.
- Respondents who have lived in the MPRD service area more than 5 years (23.3%) are more likely than respondents who have lived in the MPRD service area 5 years or less (3.7%) to be aware of **Scott Brown Park**.
- Respondents who live in Area 3 (33.3%) are more likely than respondents who live in Area 1 (9.9%), respondents who live in Area 2 (4.2%), and respondents who live in Area 3 (16.9%) to be aware of **Wortham Park**.
- Respondents who live in Area 3 (25.6%) and respondents who live in Area 4 (23.1%) are more likely than respondents who live in Area 1 (13.4%) and respondents who live in Area 2 (4.2%) to be aware of **Gordon Ray Park**.
- Respondents who have lived in the MPRD service area more than 5 years (21.7%) are more likely than respondents who have lived in the MPRD service area 5 years or less (3.6%) to be aware of **Gordon Ray Park**.

#### *Use More Than Six Times a Year*

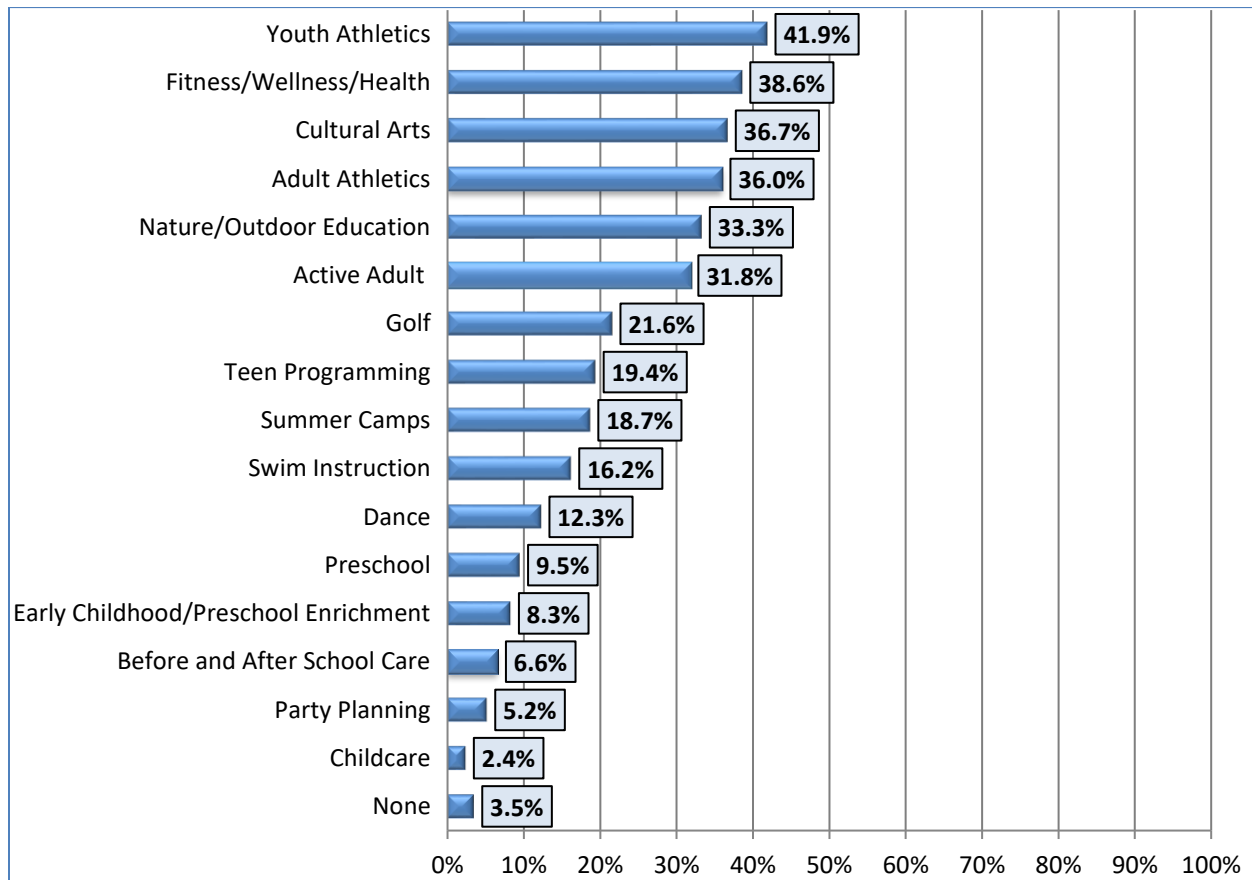
- Respondents who have children in their household under the age of 18 (85.6%) are more likely than respondents who do not have children in their household under the age of 18 (37.4%) to use **Barefoot Bay Aquatic Center** more than six times a year during the next two-three years.
- Respondents who live in Area 4 (81.0%) are most likely to use **Diamond Lake Beach** more than six times a year during the next two-three years, followed by respondents who live in Area 3 (53.7%). Respondents who live in Area 1 (21.7%) and respondents who live in Area 2 (12.5%) are least likely to use the Diamond Lake Beach more than six times a year during the next two-three years.
- Respondents who have children in their household under the age of 18 (56.1%) are more likely than respondents who do not have children in their household under the age of 18 (16.9%) to use the **Diamond Lake Beach** more than six times a year during the next two-three years.
- Latino respondents (62.6%) are more likely than non-Latino respondents (23.7%) to use the **community center** more than six times a year during the next two-three years.
- Respondents who have children in their household under the age of 18 (41.2%) are more likely than respondents who do not have children in their household under the age of 18 (23.6%) to use the **community center** more than six times a year during the next two-three years.
- Respondents who have children in their household under the age of 18 (65.0%) are more likely than respondents who do not have children in their household under the age of 18 (16.9%) to use the **athletic fields at Community Park or Keith Mione Community Park** more than six times a year during the next two-three years.

- Latino respondents (60.8%) are more likely than non-Latino respondents (30.9%) to use the **indoor pool** more than six times a year during the next two-three years.
- Respondents who have children in their household under the age of 18 (42.2%) are more likely than respondents who do not have children in their household under the age of 18 (24.7%) to use the **indoor pool** more than six times a year during the next two-three years.
- Male respondents (49.6%) are more likely than female respondents (12.6%) to use the **Steeple Chase Golf Course** more than six times a year during the next two-three years.
- Respondents with children in their household under the age of 18 (34.7%) are more likely than respondents with no children in their household under the age of 18 (20.2%) to use the **ice skating rink** more than six times a year during the next two-three years.
- Respondents who have children in their household under the age of 18 (44.9%) are more likely than respondents who do not have children in their household under the age of 18 (8.0%) to use the **Diamond Lake Sports Complex** (athletic fields) more than six times a year during the next two-three years.
- Respondents who have children in their household under the age of 18 (45.2%) are more likely than respondents who do not have children in their household under the age of 18 (15.7%) to use the **athletic practice fields** more than six times a year during the next two-three years.
- Respondents who live in Area 4 (44.7%) are more likely than respondents who live in Area 1 (3.4%), respondents who live in Area 2 (1.0%), and respondents who live in Area 3 (12.8%) to use the **Learning Center Preschool** more than six times a year during the next two-three years.
- Respondents who live in Area 2 (58.3%) are more likely than respondents who live in Area 1 (29.1%), respondents who live in Area 3 (30.2%), and respondents who live in Area 4 (40.0%) to use **Hanrahan Park** more than six times a year during the next two-three years.
- Respondents who have children in their household under the age of 18 (34.0%) are more likely than respondents who do not have children in their household under the age of 18 (17.6%) to use the **Asbury Park** more than six times a year during the next two-three years.
- Respondents who have children in their household under the age of 18 (32.4%) are more likely than respondents who do not have children in their household under the age of 18 (3.6%) to use the **Leo Leathers Park** more than six times a year during the next two-three years.
- Respondents who have children in their household under the age of 18 (41.1%) are more likely than respondents who do not have children in their household under the age of 18 (10.5%) to use the **Bob Lewandowski Park** more than six times a year during the next two-three years.
- Respondents who have children in their household under the age of 18 (41.8%) are more likely than respondents who do not have children in their household under the age of 18 (7.1%) to use the **Clearbrook Park** more than six times a year during the next two-three years.

- Respondents who have children in their household under the age of 18 (37.0%) are more likely than respondents who do not have children in their household under the age of 18 (2.4%) to use the **Scott Brown Park** more than six times a year during the next two-three years.
- Respondents who have children in their household under the age of 18 (29.1%) are more likely than respondents who do not have children in their household under the age of 18 (8.2%) to use the **Gordon Ray Park** more than six times a year during the next two-three years.

The majority (96.5%) of respondents say that their household would be likely to participate in one or more of the MPRD activities asked about in the survey during the next two-three years. More than three out of ten respondents report that someone in their household would be likely to participate in youth athletics (41.9%), fitness/wellness/health activities (38.6%), cultural arts activities (36.7%), adult athletics (36.0%), nature/outdoor education (33.3%), and active adult activities (31.8%) during the next two-three years. Less than one-fourth of respondents state someone in their household would be likely to participate in the other activities asked about in the survey (Figure 2).

**Figure 2: Household Participation in Activities During the Next Two-Three Years**  
 During the next two-three years, in which of the following activities would your household likely participate? (CHECK ALL THAT APPLY)



### ***Demographic Differences***

- Respondents aged 50 or greater (54.6%) are more likely than respondents aged less than 50 (27.0%) to state that someone in their household would be likely to participate in **fitness/wellness/health activities** during the next two-three years.
- Respondents with children in their household under the age of 18 (41.6%) are more likely than respondents with no children in their household under the age of 18 (18.1%) to report that someone in their household would be likely to participate in **nature/outdoor education** activities during the next two-three years.
- Respondents whose annual household income is \$100,000 or more (40.3%) are more likely than respondents whose annual household income is 50,000 or less (18.2%) and respondents whose annual household income is \$50,000 to less than \$100,000 (22.6%) to indicate that someone in their household would be likely to participate in **active adult activities** during the next two-three years.

67.7% of respondents who have children in their household under the age of 18 indicate their household would likely participate in youth athletics during the next two-three years.

68.9% of respondents aged 50 or greater report their household would likely participate in active adult activities during the next two-three years.

52.4% of respondents who have teens in their household indicate their household would likely participate in teen programming during the next two-three years.

28.0% of respondents who have children in their household under the age of 18 state their household would likely participate in summer camps during the next two-three years.

31.1% of respondents who have children aged 5-12 in their household indicate their household would likely participate in swim instruction during the next two-three years.

40.6% of respondents who have children aged 0-4 in their household say their household would likely participate in preschool during the next two-three years.

32.8% of respondents who have children aged 0-4 in their household report their household would likely participate in early childhood/preschool enrichment activities during the next two-three years.

The respondents were next asked, “What programs would you like the MPRD to add in the future?” The respondents would be interested in a wide variety of programs. The most common responses are children’s programs (19.4%) and sports (14.6%) (Table 2) (See Appendix C for verbatim comments).

**Table 2: Suggestions for Additional Programs**

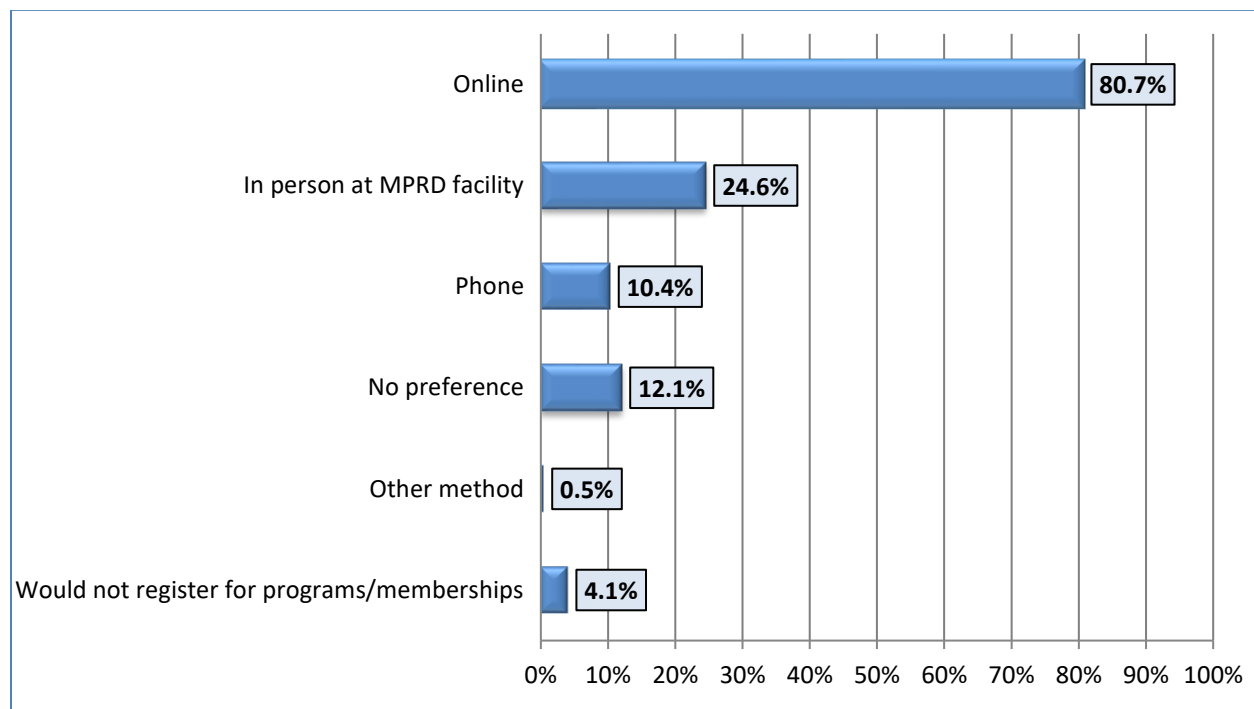
What programs would you like the MPRD to add in the future? (MULTIPLE RESPONSES POSSIBLE)

| <b>Program</b>          | <b>Percent</b> |
|-------------------------|----------------|
| Children's programs     | 19.4           |
| Sports                  | 14.6           |
| Art and Crafts/Hobbies  | 9.7            |
| Aquatic                 | 8.7            |
| Senior programs         | 6.8            |
| Dance                   | 4.9            |
| Fitness/Wellness/Health | 4.9            |
| Teen programs           | 3.9            |
| Other programs          | 15.5           |
| None                    | 7.8            |
| Don't know              | 8.7            |
| Other comments          | 14.6           |

Most respondents (80.7%) would prefer to register for MPRD programs and memberships online. One-fourth (24.6%) of respondents would prefer to register in person at a MPRD facility (Figure 3).



**Figure 3: Preferred Method for Registering for Programs and Memberships**  
 How would you prefer to register for MPRD programs and memberships? (CHECK ALL THAT APPLY)



### ***Demographic Differences***

- Non-Latino respondents (86.6%) are more likely than Latino respondents (66.7%) to prefer to register online for MPRD programs and memberships.
- Respondents aged 65 or greater (48.0%) are more likely than respondents aged 18-29 (0.0%), respondents aged 30-49 (29.3%), and respondents aged 50-64 (23.2%) to prefer to register in person at a MPRD facility for programs and memberships

Next, respondents were asked about their household's preferred times, length, and frequency of programs.

### **Early Childhood Programs**

Respondents report their household's most preferred times for early childhood programs are weekend morning. Their most preferred length is eight weeks and their most preferred frequency is once or twice a week or drop-in (Table 3).

### **Youth**

Respondents indicate their household's most preferred times for youth programs are weekend morning and weekday evening. Their most preferred length is eight weeks. Their most preferred frequency is twice a week. (Table 3).

### **Teen**

Respondents indicate their household's most preferred times for teen programs are weekday evening or weekend morning. Their most preferred length is eight weeks and their most preferred frequency is twice a week (Table 3).

### **Adult**

Respondents indicate their household's most preferred times for adult programs are weekday evening. However, a large percentage of respondents prefer weekend morning and afternoon. Their most preferred length is 4 or 6 weeks. Their most preferred frequency is once a week (Table 3).

### **Active Adult**

Respondents indicate their household's most preferred times for active adult programs are weekend morning, followed by weekday afternoon and weekend evening. Their most preferred length is 4 or 8 weeks and their most preferred frequency is twice a week (Table 3).

**Table 3: Preferred Times, Length, and Frequency for Programs**

What is your or members of your household's preferred times for ... programs? (CHECK ALL THAT APPLY)

What is your or members of your household's preferred program length for ... programs?

What is your or members of your household's preferred program frequency for ... programs?

| <b>Program</b>         | <b>Times</b>  | <b>Length</b>   | <b>Frequency</b>  |
|------------------------|---|---|---|
| <b>Early Childhood</b> | <ul style="list-style-type: none"><li>• Weekday morning (35.4%)</li><li>• Weekday afternoon (32.3%)</li><li>• Weekday evening (38.5%)</li><li>• Weekend morning (54.2%)</li><li>• Weekend afternoon (13.5%)</li></ul> | <ul style="list-style-type: none"><li>• 1 week (0.3%)</li><li>• 4 weeks (27.1%)</li><li>• 6 weeks (7.1%)</li><li>• 8 weeks (65.6%)</li></ul>  | <ul style="list-style-type: none"><li>• Drop-in (26.3%)</li><li>• Once a week (31.3%)</li><li>• Twice a week (28.7%)</li><li>• More than three times a week (13.8%)</li></ul> |
| <b>Youth</b>           | <ul style="list-style-type: none"><li>• Weekday morning (2.9%)</li><li>• Weekday afternoon (6.4%)</li><li>• Weekday evening (62.1%)</li><li>• Weekend morning (80.7%)</li><li>• Weekend afternoon (45.0%)</li></ul>   | <ul style="list-style-type: none"><li>• 1 week (2.1%)</li><li>• 4 weeks (32.3%)</li><li>• 6 weeks (10.4%)</li><li>• 8 weeks (55.2%)</li></ul> | <ul style="list-style-type: none"><li>• Drop-in (3.8%)</li><li>• Once a week (25.5%)</li><li>• Twice a week (68.1%)</li><li>• More than three times a week (2.7%)</li></ul>   |
| <b>Teen</b>            | <ul style="list-style-type: none"><li>• Weekday morning (0.0%)</li><li>• Weekday afternoon (9.7%)</li><li>• Weekday evening (63.4%)</li><li>• Weekend morning (61.3%)</li><li>• Weekend afternoon (46.2%)</li></ul>   | <ul style="list-style-type: none"><li>• 1 week (2.2%)</li><li>• 4 weeks (34.8%)</li><li>• 6 weeks (22.0%)</li><li>• 8 weeks (41.1%)</li></ul> | <ul style="list-style-type: none"><li>• Drop-in (9.2%)</li><li>• Once a week (35.8%)</li><li>• Twice a week (47.0%)</li><li>• More than three times a week (8.0%)</li></ul>   |

| Program             | Times   | Length   | Frequency   |
|---------------------|---|--|---|
| <b>Adult</b>        | <ul style="list-style-type: none"> <li>• Weekday morning (20.8%)</li> <li>• Weekday afternoon (7.3%)</li> <li>• Weekday evening (63.5%)</li> <li>• Weekend morning (58.4%)</li> <li>• Weekend afternoon (51.7%)</li> </ul>  | <ul style="list-style-type: none"> <li>• 1 week (1.6%)</li> <li>• 4 weeks (34.8%)</li> <li>• 6 weeks (35.4%)</li> <li>• 8 weeks (28.2%)</li> </ul> | <ul style="list-style-type: none"> <li>• Drop-in (7.3%)</li> <li>• Once a week (63.1%)</li> <li>• Twice a week (23.4%)</li> <li>• More than three times a week (6.1%)</li> </ul>  |
| <b>Active Adult</b> | <ul style="list-style-type: none"> <li>• Weekday morning (29.7%)</li> <li>• Weekday afternoon (42.8%)</li> <li>• Weekday evening (40.0%)</li> <li>• Weekend morning (45.5%)</li> <li>• Weekend afternoon (37.9%)</li> </ul> | <ul style="list-style-type: none"> <li>• 1 week (9.4%)</li> <li>• 4 weeks (34.1%)</li> <li>• 6 weeks (21.0%)</li> <li>• 8 weeks (35.5%)</li> </ul> | <ul style="list-style-type: none"> <li>• Drop-in (15.6%)</li> <li>• Once a week (34.6%)</li> <li>• Twice a week (41.6%)</li> <li>• More than three times a week (8.2%)</li> </ul> |

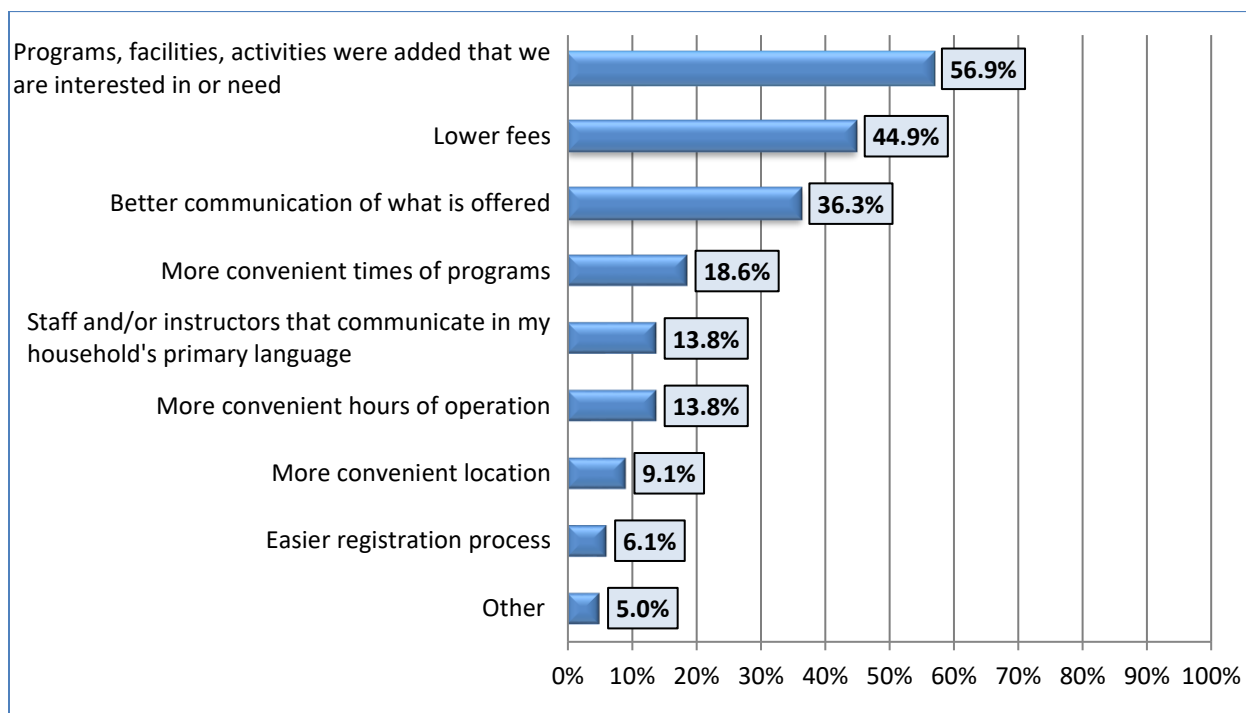
### ***Demographic Differences***

- Male respondents (77.1%) are more likely than female respondents (52.8%) to prefer weekday evening for **adult programs**.
- Female respondents (65.2%) are more likely than male respondents (49.4%) to prefer weekend morning for **adult programs**.
- Male respondents (46.3%) are more likely than female respondents (20.7%) to prefer **adult programs** be 4 weeks long.
- Male respondents (76.9%) are more likely than female respondents (50.6%) to prefer **adult programs** be once a week.
- Female respondents (58.3%) are more likely than male respondents (24.6%) to prefer **active adult programs** be 8 weeks long.
- Male respondents (40.6%) are more likely than female respondents (23.3%) to prefer **active adult programs** be 4 weeks long.
- Female respondents (50.8%) are more likely than male respondents (34.8%) to prefer **active adult programs** be twice a week.

The respondents were asked which factors would increase their household's use of the MPRD parks, facilities or programs in the future. More than one-half (56.9%) of respondents state that if programs, facilities, or activities were added that their household is interested it would increase their use of the MPRD. More than two-fifths (44.9%) of respondents say lower fees would increase their use of the MPRD and more than one-third (36.3%) indicate better communication of what is offered would increase their use of the MPRD (36.3%) (Figure 4).

**Figure 4: Factors That Would Increase Use of the MPRD**

In the future, what would increase your household's use of the parks, facilities, or programs of the MPRD? (CHECK ALL THAT APPLY)



Other responses include they do not have the free time to use the MPRD, they would like childcare to be provided, they would like discounts for larger families, and they would like transportation to be provided.

### ***Demographic Differences***

- Respondents aged 18-29 (85.5%) are more likely than respondents aged 30-49 (52.6%), respondents aged 50-64 (55.1%), and respondents aged 65 or greater (38.0%) to state that if **programs, facilities, or activities were added that their household is interested** it would increase their use of the MPRD.
- Respondents whose annual household income is \$50,000 or less (83.3%) are more likely than respondents whose annual household income is \$50,000 to less than \$100,000 (49.1%) and respondents whose annual household income is \$100,000 or more (22.4%) to indicate that if the **fees were lower** it would increase their use of the MPRD.
- Latino respondents (40.0%) are more likely than non-Latino respondents (1.1%) to say that if there were **staff and/or instructors that communicate in their household's primary language** it would increase their use of the MPRD.

The respondents were next asked, “Which programs, facilities, or activities that you are interested in or need would you like to see added?” More than one-fifth of respondents would be interested in or need sports (27.5%), arts and crafts/hobbies (23.2%), children’s (23.2%), and fitness/wellness/health programs, facilities, and activities (20.3%) (Table 4) (See Appendix C for verbatim comments).

**Table 4: Additional Programs, Facilities, or Activities Interested in or Need**

Which programs, facilities, or activities that you are interested in or need would you like to see added? (MULTIPLE RESPONSES POSSIBLE)

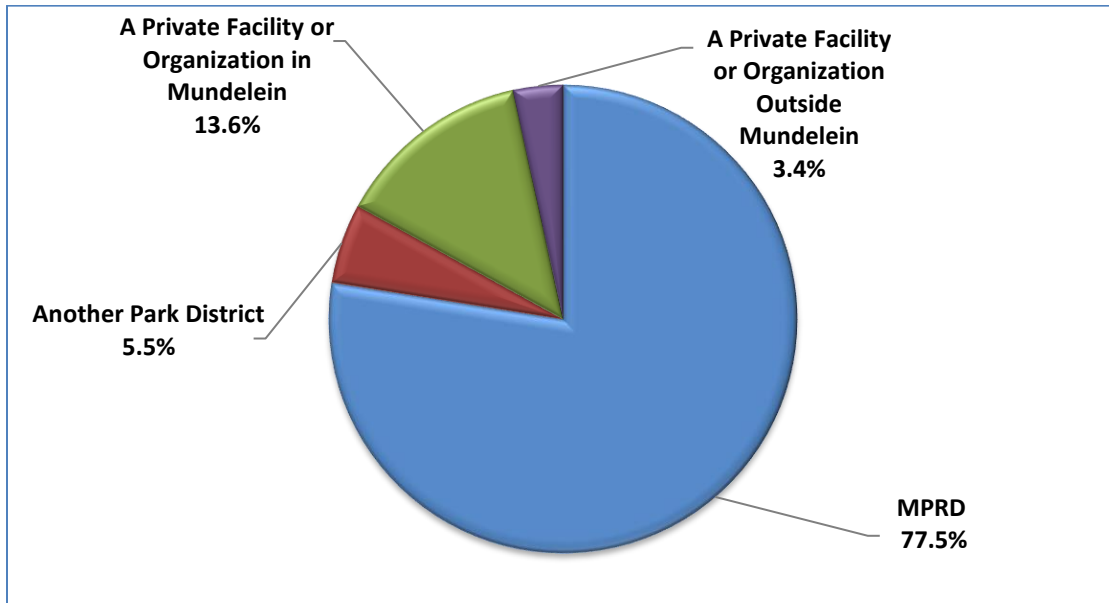
| Program/Facility/Activity       | Percent |
|---------------------------------|---------|
| Sports                          | 27.5    |
| Arts and crafts/Hobbies         | 23.2    |
| Children’s                      | 23.2    |
| Fitness/Wellness/Health         | 20.3    |
| Aquatics                        | 10.1    |
| Dance                           | 8.7     |
| Other Program/Facility/Activity | 15.9    |
| Don’t know                      | 10.1    |
| Other comments                  | 7.2     |

The respondents were asked which location would be their household’s first choice for six activities. If the respondent did not select the MPRD as their household’s first choice for an activity they were asked the reasons why.

The majority (77.5%) of respondents report that the MPRD would be their household’s first choice for a community center (Figure 5). The most frequent reasons given by those respondents whose household would not select the MPRD as their first choice for a community center are they are not familiar with the facility (37.7%) and that the location is not convenient (34.0%).

**Figure 5: Household's First Choice for a Community Center**

Which location would be your household's first choice for a community center?



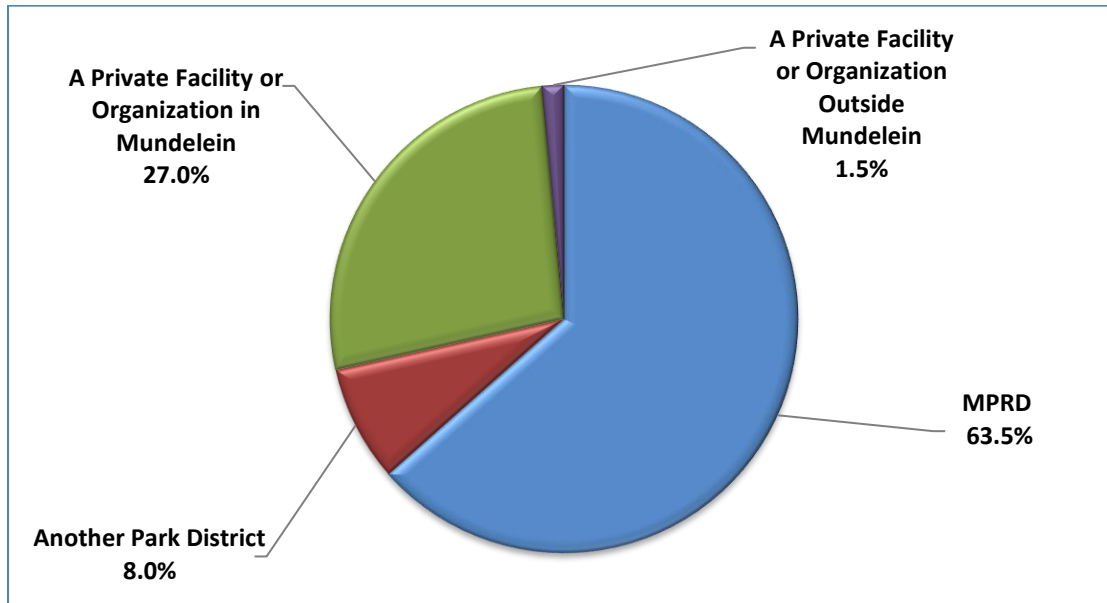
### ***Demographic Differences***

- No significant differences are found for first choice for a community center by respondent's age, respondent's gender, respondent's race/ethnicity, annual household income, location of residence in the MPRD service area, and years living in the MPRD service area.

More than three-fifths (63.5%) of respondents report that the MPRD would be their household's first choice for youth athletics (Figure 6). The most common reasons given by those respondents whose household would not select the MPRD as their first choice for youth athletics are that there are not enough Spanish-speaking staff (38.0%) and the price is too high (36.0%).

**Figure 6: Household's First Choice for Youth Athletics**

Which location would be your household's first choice for youth athletics?



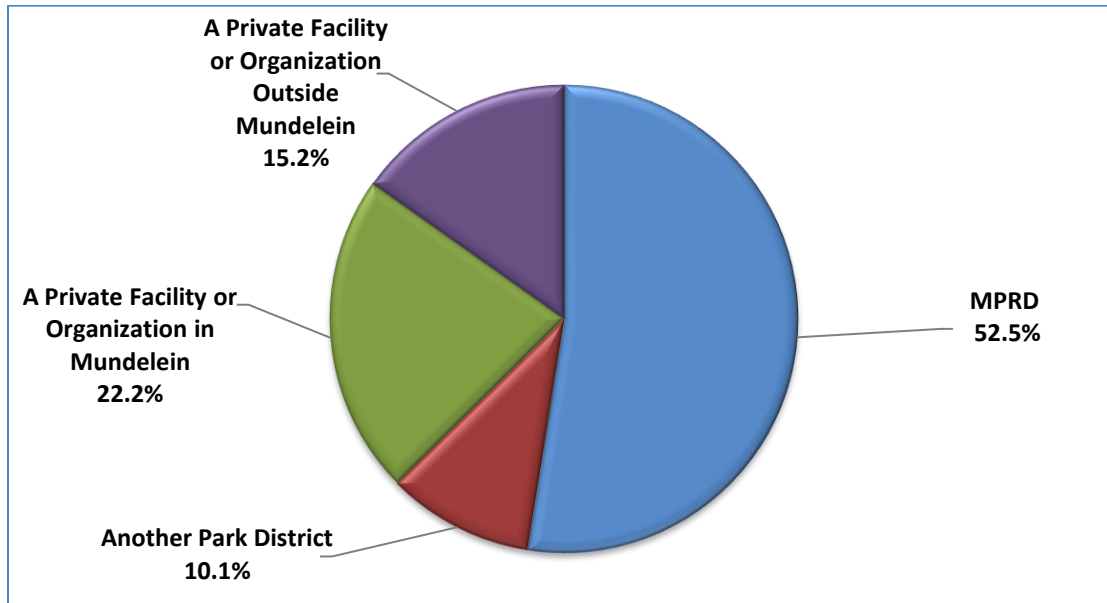
### ***Demographic Differences***

- The percentage of respondents who indicate that the MPRD would be their household's first choice for youth athletics increases with increasing annual household income (less than \$50,000, 50.0%; \$50,000 to less than \$100,000, 61.1%; \$100,000 or more, 76.9%).
- Non-Latino respondents (81.0%) are more likely than Latino respondents (35.3%) to report that the MPRD would be their household's first choice for youth athletics.

More than one-half (52.5%) of respondents state that the MPRD would be their household's first choice for teen athletics (Figure 7). Those respondents whose household would not select the MPRD as their first choice for teen athletics provide a variety of reasons why. The top two reasons are that the price is too high (42.6%) and the location is not convenient (34.0%). Other reasons include that their teen does sports at their high school and their teen is at an advanced or competitive level.

**Figure 7: Household's First Choice for Teen Athletics**

Which location would be your household's first choice for teen athletics?



### ***Demographic Differences***

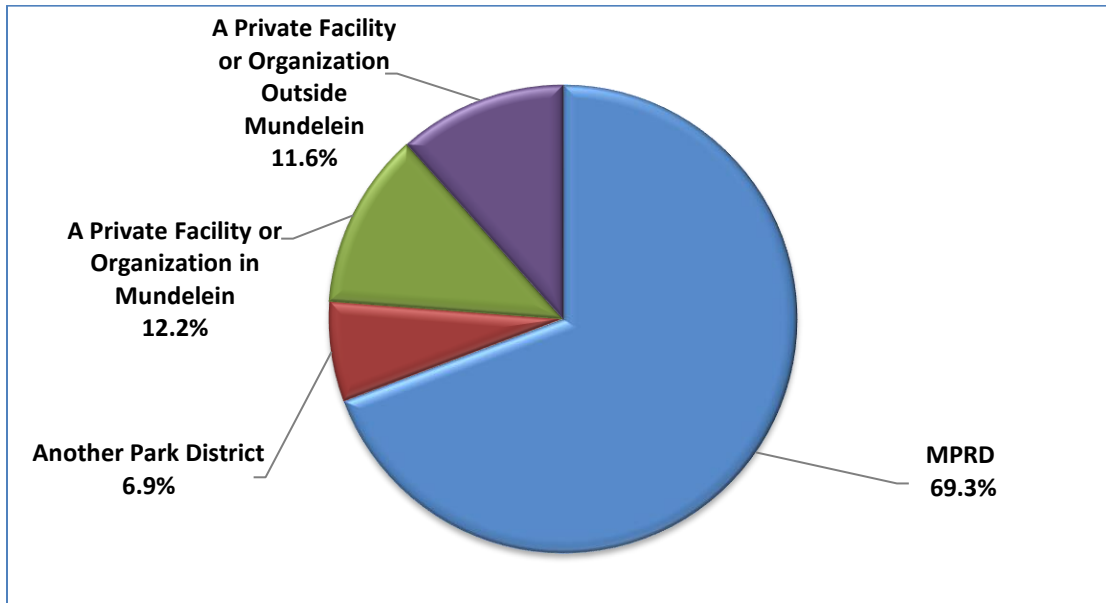
- The percentage of respondents who indicate that the MPRD would be their household's first choice for teen athletics increases with increasing annual household income (less than \$50,000, 44.4%; \$50,000 to less than \$100,000, 54.2%; \$100,000 or more, 60.5%).

Seven out of ten (69.3%) respondents state that the MPRD would be their household's first choice for adult athletics (Figure 8). Those respondents whose household would not select the MPRD as their first choice for adult athletics indicate that the price is too high (34.5%), the times offered are not convenient (32.8%), and the location is not convenient (27.6%).



**Figure 8: Household's First Choice for Adult Athletics**

Which location would be your household's first choice for adult athletics?



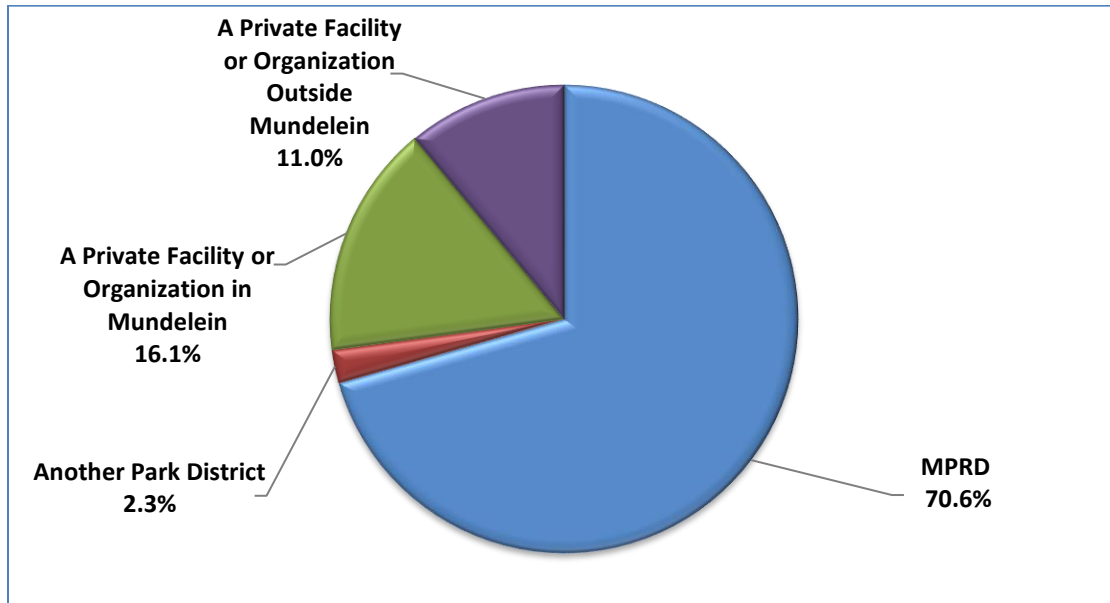
### ***Demographic Differences***

- The percentage of respondents who state that the MPRD would be their household's first choice for adult athletics increases with increasing annual household income (less than \$50,000, 63.6%; \$50,000 to less than \$100,000, 70.7%; \$100,000 or more, 78.3%).

Seven out of ten (70.6%) respondents state that the MPRD would be their household's first choice for a fitness center (Figure 9). Those respondents whose household would not select the MPRD as their first choice for a fitness center provide a variety of reasons why. The top three reasons are they have never visited the facility (18.8%), there are not enough Spanish speaking staff (17.2%), and the price is too high (15.6%). Another reason mentioned is that they have a fitness center where they live.

**Figure 9: Household's First Choice for a Fitness Center**

Which location would be your household's first choice for a fitness center?



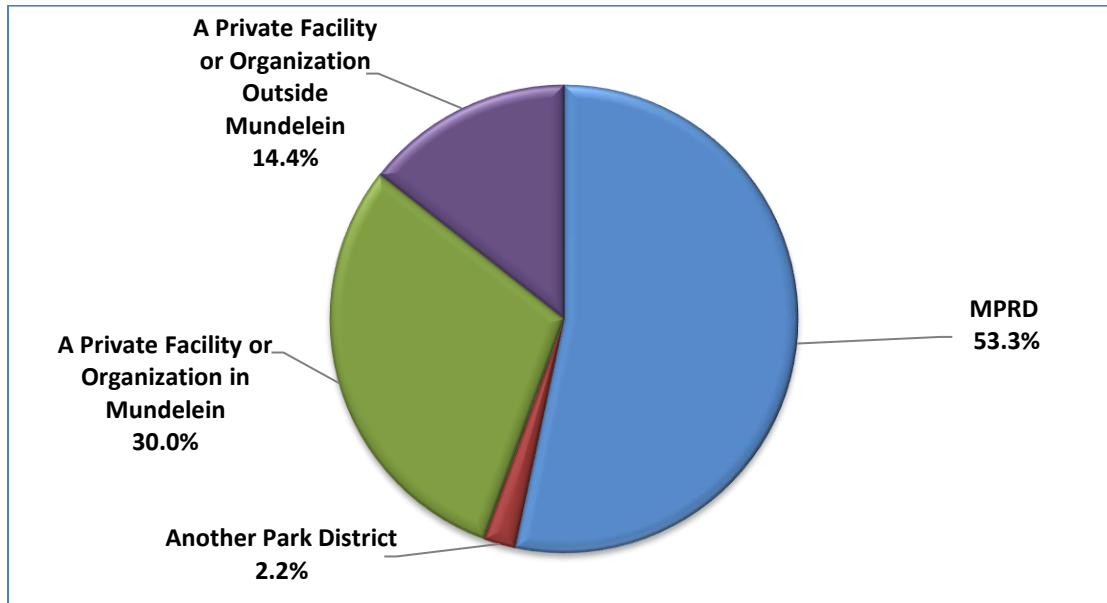
### ***Demographic Differences***

- Respondents whose annual household income is \$100,000 or more (78.0%) are more likely than respondents whose annual household income is less than \$50,000 (56.4%) and respondents whose annual household income is \$50,000 to less than \$100,000 (55.6%) to say that the MPRD would be their household's first choice for a fitness center.
- Non-Latino respondents (76.0%) are more likely than Latino respondents (55.7%) to indicate that the MPRD would be their household's first choice for a fitness center.

More than one-half (53.3%) of respondents indicate that the MPRD would be their household's first choice for a preschool (Figure 10). Those respondents whose household would not select the MPRD as their first choice for a preschool state that there are not enough Spanish speaking staff (61.9%) and the price is too high (35.7%).

**Figure 10: Household's First Choice for a Preschool**

Which location would be your household's first choice for a preschool?



### ***Demographic Differences***

- The percentage of respondents who indicate that the MPRD would be their household's first choice for a preschool increases with increasing annual household income (less than \$50,000, 21.4%; \$50,000 to less than \$100,000, 40.7%; \$100,000 or more, 70.8%).
- Non-Latino respondents (66.7%) are more likely than Latino respondents (39.0%) to report that the MPRD would be their household's first choice for preschool.

The respondents were asked what recreational needs of their household were not currently being met by the MPRD. The respondents comment that they need more sports programs/activities, such as golf and soccer programs and activities (15.9%) and additional facilities, such as an outdoor gym, dog park, and walking paths (11.4%). A total of 30.7% of respondents report their household has no unmet recreational needs (Table 5) (See Appendix C for verbatim comments).

**Table 5: Recreational Needs Not Currently Being Met by MPRD**

What recreational needs of your household, if any, are not currently being met by the Mundelein Park & Recreation District? (MULTIPLE RESPONSES POSSIBLE)

| Recreational Need                           | Percent |
|---|---------|
| Sport Programs/Activities                   | 15.9%   |
| Additional Facility                         | 11.4%   |
| Improved Facilities/Park                    | 8.0%    |
| Nature/Outdoor Programs/Activities          | 5.7%    |
| Arts and Crafts/Hobbies Programs/Activities | 4.5%    |
| Additional Hours/Times                      | 4.5%    |
| Lower Costs                                 | 4.5%    |
| Childcare                                   | 3.4%    |
| Other Unmet Needs                           | 15.9%   |
| None  | 30.7%   |
| Don't Know                                  | 2.3%    |
| Other Comments                              | 9.1%    |

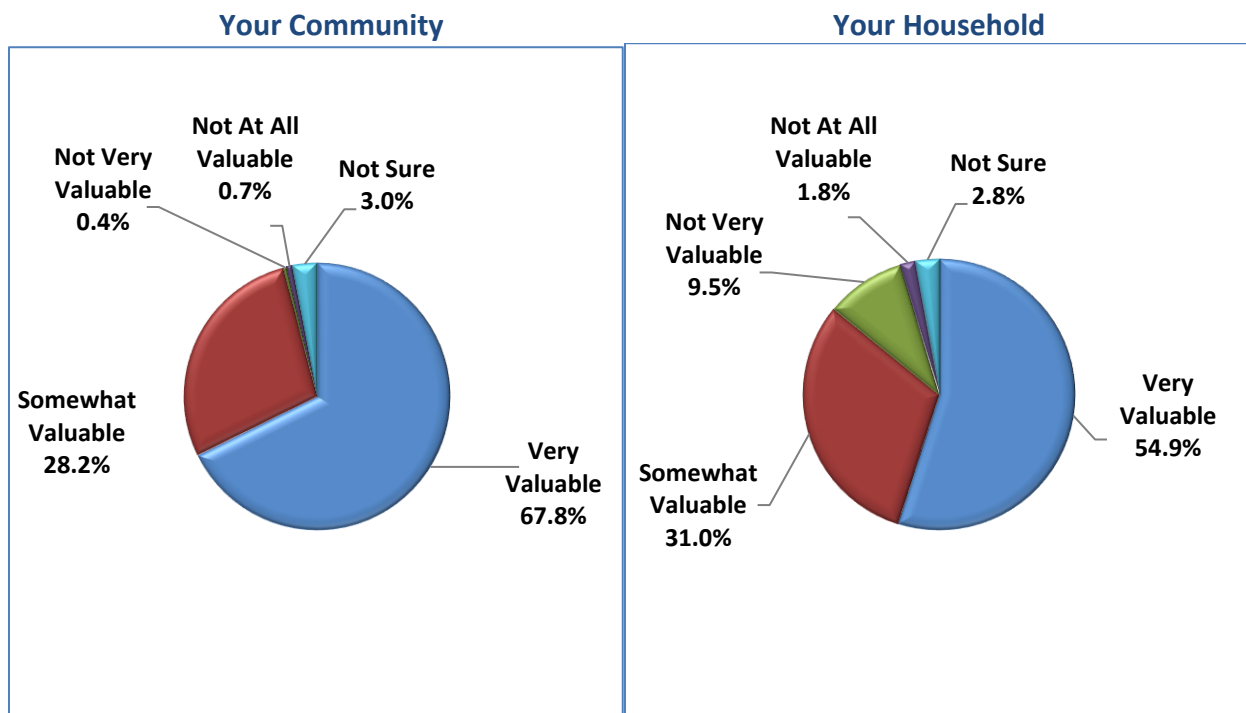
### Value of the Mundelein Park & Recreation District

Next, a set of questions about the value of the MPRD was asked. The respondents were asked about how valuable the MPRD is to their community and how valuable the MPRD is to their household. The respondents were also asked about the value of age specific MPRD programs to their household. Lastly, they were asked whether their household would be more likely to enroll in programs if the MPRD offered financial assistance to eligible households.

Almost all (96.0%) of the respondents believe the MPRD is valuable to **their community**, with 67.8% indicating it is very valuable. Compared with 85.9% of the respondents who think the MPRD is valuable to **their household**, with 54.9% indicating it is very valuable (Figure 11).

**Figure 11: Value of the MPRD**

How valuable is the Mundelein Park & Recreation District to ...?



### ***Demographic Differences***

#### *Value of MPRD to Community*

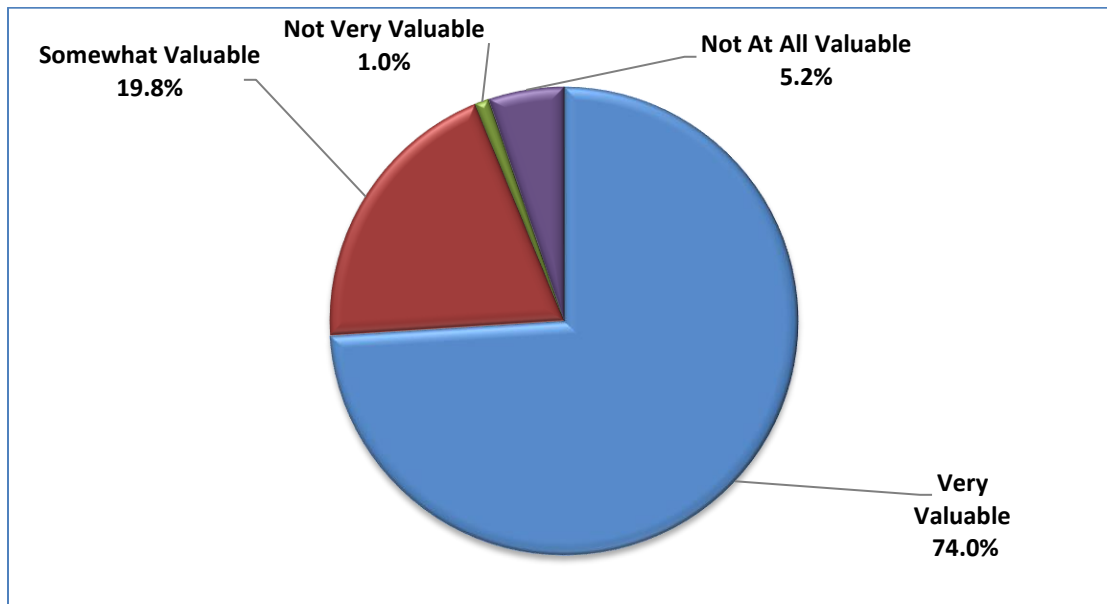
- Respondents aged 30-49 (75.3%) and respondents aged 50-64 (73.9%) are more likely than respondents aged 18-29 (54.8%) and respondents aged 65 or greater (59.2%) to believe the MPRD is very valuable to their community.
- Respondents who have children in their household under the age of 18 (71.9%) are more likely than respondents who do not have children in their household under the age of 18 (60.6%) to believe the MPRD is very valuable to their community.

#### *Value of MPRD to Household*

- Respondents aged 30-49 (66.3%), respondents aged 50-64 (57.4%), and respondents aged 18-29 (54.8%) are more likely than respondents aged 65 or greater (36.0%) to believe the MPRD is very valuable to their household.
- Respondents who have children in their household under the age of 18 (63.5%) are more likely than respondents who do not have children in their household under the age of 18 (42.6%) to believe the MPRD is very valuable to their household.

The majority (93.8%) of respondents believe the MPRD programs for preschool-aged children are valuable to their household, with 74.0% reporting the programs are very valuable (Figure 12).

**Figure 12: Value to Household of MPRD Programs for Preschool-Aged Children**  
How valuable are MPRD programs for preschool-aged children to your household?

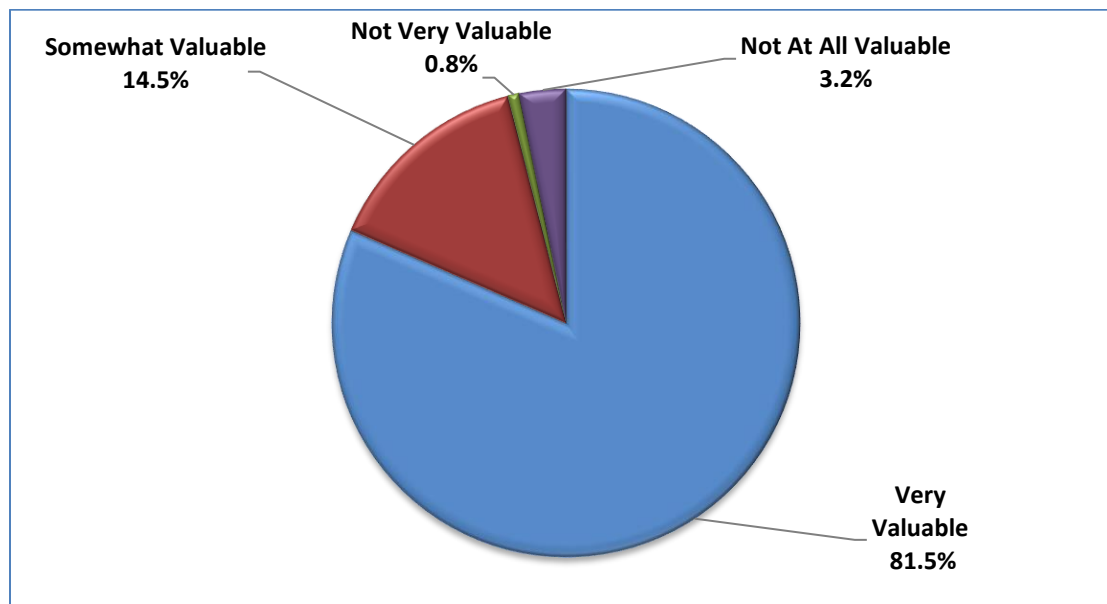


#### ***Demographic Differences***

- No significant differences are found for value to household of MPRD programs for preschool-aged children by respondent's age, respondent's gender, respondent's race/ethnicity, annual household income, location of residence in the MPRD service area, and years living in the MPRD service area.

Almost all (96.0%) of the respondents state the MPRD programs for grade school-aged children are valuable to their household, with 81.5% indicating the programs are very valuable (Figure 13).

**Figure 13: Value to Household of MPRD Programs for Grade School-Aged Children**  
How valuable are MPRD programs for grade school-aged children to your household?

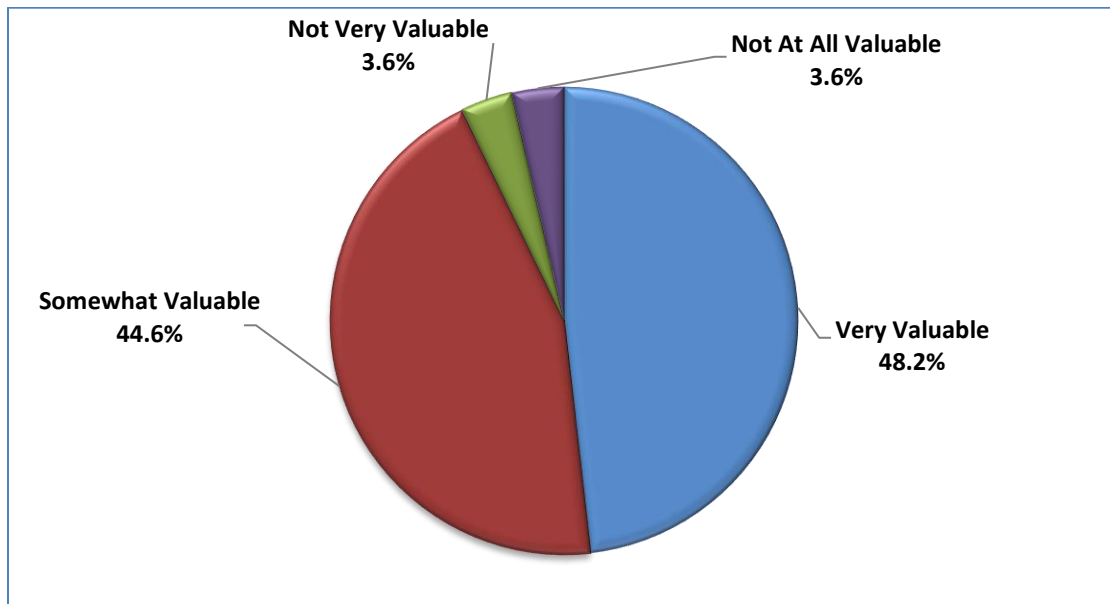


#### ***Demographic Differences***

- No significant differences are found for value to household of MPRD programs for grade school-aged children by respondent's age, respondent's gender, respondent's race/ethnicity, annual household income, location of residence in the MPRD service area, and years living in the MPRD service area.

Most (92.8%) respondents report the MPRD programs for teens are valuable to their household, with 48.2% saying the programs are very valuable (Figure 14).

**Figure 14: Value to Household of MPRD Programs for Teens**  
How valuable are MPRD programs for teens to your household?



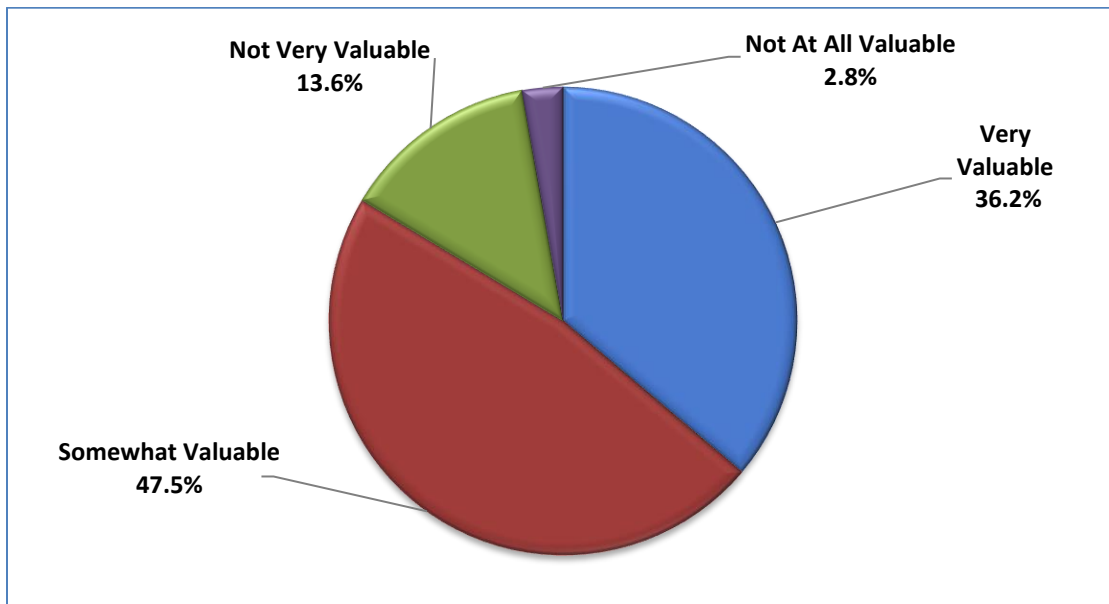
#### ***Demographic Differences***

- No significant differences are found for value to household of MPRD programs for teens by respondent's age, respondent's gender, respondent's race/ethnicity, annual household income, location of residence in the MPRD service area, and years living in the MPRD service area.

More than four-fifths (83.7%) of the respondents report the MPRD programs for adults are valuable to their household, with more than one-third (36.2%) indicating the programs are very valuable (Figure 15).



**Figure 15: Value to Household of MPRD Programs for Adults**  
How valuable are MPRD programs for adults to your household?

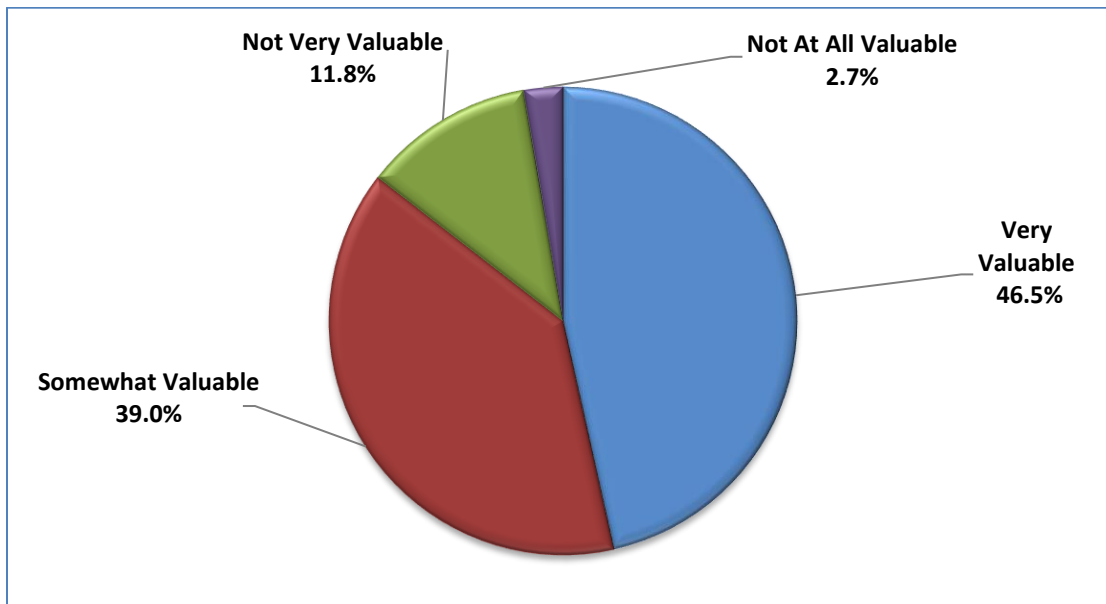


#### ***Demographic Differences***

- Female respondents (48.8%) are more likely than male respondents (21.4%) to state that the MPRD programs for adults are very valuable to their household.
- Respondents aged 30-49 (55.5%) are more likely than respondents aged 18-29 (9.8%) and respondents aged 50 or greater (20.5%) to indicate that the MPRD programs for adults are very valuable to their household.

More than four-fifths (85.5%) of the respondents report the MPRD programs for active adults are valuable to their household, with (46.5%) indicating the programs are very valuable (Figure 16).

**Figure 16: Value to Household of MPRD Programs for Active Adults**  
How valuable are MPRD programs for active adults to your household?



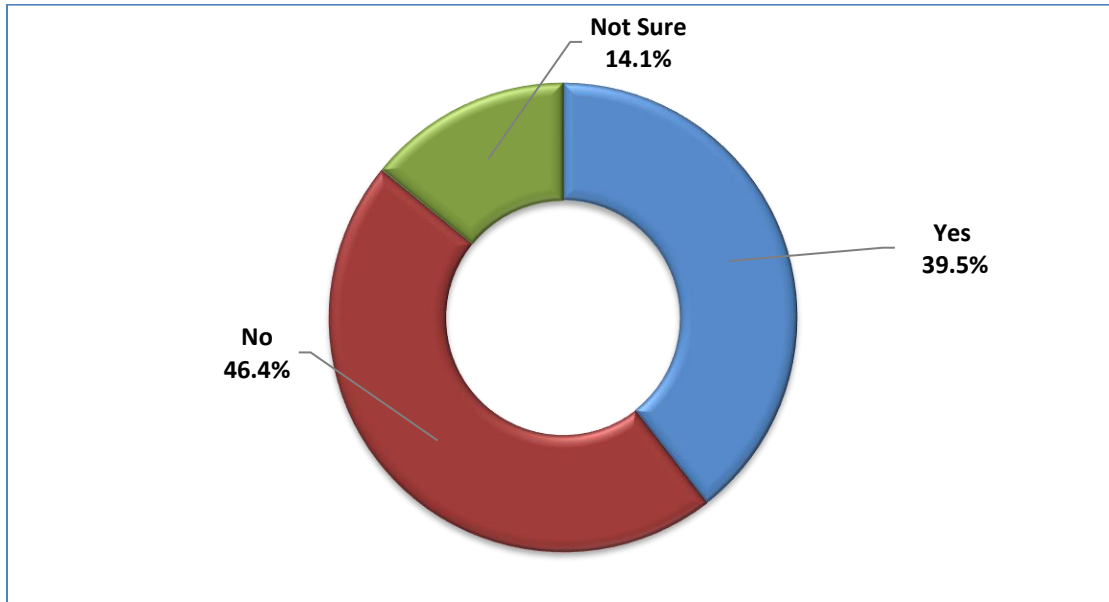
#### ***Demographic Differences***

- No significant differences are found for value to household of MPRD programs for active adults by respondent's age, respondent's gender, respondent's race/ethnicity, annual household income, location of residence in the MPRD service area, and years living in the MPRD service area.

Four out of ten respondents (39.5%) would be more likely to enroll in programs if the MPRD offered financial assistance to eligible households (Figure 17).

**Figure 17: Likelihood of Enrolling in Programs Increased If MPRD Offered Financial Assistance**

If the MPRD offered financial assistance to eligible households for programs, would this make your household more likely to enroll in programs?



#### ***Demographic Differences***

- Respondents whose annual household income is less than \$25,000 (88.0%), \$25,000 to less than \$50,000 (97.6%), or \$50,000 to less than \$75,000 (80.1%) are more likely than respondents whose annual household income is \$75,000 to less than \$100,000 (17.9%), \$100,000 to less than \$150,000 (13.8%), or \$150,000 or more (16.7%) to report that they would be more likely to enroll in programs if the MPRD offered financial assistance to eligible households.

## Future Direction of the Mundelein Park & Recreation District

The next section of the survey was about the future direction of the MPRD. The respondents were asked to rank the top three priorities the MRD should invest funds in to improve or maintain in the next five years and to rank the top two priorities the MRD should invest funds in to construct or develop in the next five years.

Respondents rank Diamond Lake Beach, the Fitness Center, and the Parks as the top three priorities the MPRD should invest funds in to improve or maintain in the next five years. The respondents comment that the specific parks they would like to see improved or maintained are all the parks, Hanharan, Maurice Knoll, Community, Wortham, and Kracklauer. Other responses include add walking trails and bike paths to parks, add portable restrooms to playgrounds, and add lights to sledding hill. A total of 3.4% of respondents believe the MPRD should not invest funds in to improve or maintain any of the facilities and parks asked about in the survey (Table 6).

**Table 6: Top Three Priorities the MPRD Should Invest Funds in to Improve/Maintain in the Next Five Years**

Of the existing facilities and parks, please rank the top three priorities you think the MPRD should invest funds in to IMPROVE/MAINTAIN in the next five years. Select “1” for the first priority, select “2” for the second priority, and select “3” for the third priority.

| Facility/Park             | Percent Ranked 1 | Percent Ranked 2 | Percent Ranked 3 | Percent Ranked 1, 2, or 3 |
|---------------------------|------------------|------------------|------------------|---------------------------|
| Diamond Lake Beach        | 10.8             | 8.6              | 14.6             | 34.0                      |
| Fitness Center            | 21.8             | 4.1              | 2.5              | 28.4                      |
| Parks                     | 10.2             | 10.6             | 6.5              | 27.3                      |
| Restrooms in Parks        | 5.2              | 9.7              | 8.9              | 23.8                      |
| Barefoot Bay              | 4.0              | 8.7              | 6.7              | 19.4                      |
| Learning Center Preschool | 6.3              | 9.2              | 0.3              | 15.8                      |
| Community Park            | 0.7              | 4.1              | 10.2             | 15.0                      |
| Ice Skating Rink          | 0.6              | 5.7              | 6.3              | 12.6                      |
| Soccer Fields             | 4.1              | 5.4              | 2.0              | 11.5                      |
| Baseball Fields           | 8.0              | 1.8              | 1.3              | 11.1                      |
| Tennis Courts             | 7.8              | 2.5              | 0.8              | 11.1                      |
| Indoor Pool               | 4.6              | 2.4              | 2.5              | 9.5                       |
| Golf Course               | 2.8              | 3.3              | 3.1              | 9.2                       |
| Regent Center             | 3.6              | 2.2              | 2.1              | 7.9                       |

| Facility/Park                         | Percent Ranked 1 | Percent Ranked 2 | Percent Ranked 3 | Percent Ranked 1, 2, or 3 |
|---------------------------------------|------------------|------------------|------------------|---------------------------|
| Pickleball Courts                     | 1.7              | 2.4              | 1.7              | 5.8                       |
| Open Fields                           | 0.0              | 0.5              | 4.0              | 4.5                       |
| Heritage Museum                       | 0.2              | 1.2              | 2.5              | 3.9                       |
| Gymnasiums                            | 1.6              | 0.2              | 1.9              | 3.7                       |
| Diamond Lake Recreation Center        | 0.8              | 1.0              | 1.6              | 3.4                       |
| Spray Park                            | 0.5              | 0.5              | 2.0              | 3.0                       |
| Concession Stands                     | 0.7              | 0.7              | 1.5              | 2.9                       |
| Dance Studios                         | 0.6              | 1.8              | 0.5              | 2.9                       |
| Big & Little Child Development Center | 0.2              | 1.2              | 1.1              | 2.5                       |
| Disc Golf                             | 0.0              | 0.0              | 0.7              | 0.7                       |
| Skate Park                            | 0.0              | 0.0              | 0.4              | 0.4                       |
| Other                                 | 0.7              | 0.1              | 1.1              | 1.9                       |

### ***Demographic Differences***

- The percentage of respondents who rank **Diamond Lake Beach** as a top priority for the MPRD to invest funds in to improve or maintain in the next five years decreases as respondent's age increases (aged 18-29, 50.0%; aged 30-49, 35.1%; aged 50-64, 26.1%; aged 65 or greater, 22.0%).
- The percentage of respondents who rank **Diamond Lake Beach** as a top priority for the MPRD to invest funds in to improve or maintain in the next five years increases as annual household income increases (less than \$50,000, 17.9%; \$50,000 to less than \$100,000, 30.2%; \$100,000 or more, 40.3%).
- Male respondents (37.2%) are more likely than female respondents (21.3%) to rank the **fitness center** as a top priority to invest funds in to improve or maintain in the next five years.
- The percentage of respondents who rank the **fitness center** as a top priority for the MPRD to invest funds in to improve or maintain in the next five years increases as respondent's age increases (aged 18-29, 0.0%; aged 30-49, 21.6%; aged 50-64, 48.0%; aged 65 or greater, 49.3%).
- Respondents whose annual household income is \$100,000 or more (38.1%) are more likely than respondents whose annual household income is less than \$50,000 (18.2%) and respondents whose annual household income is \$50,000 to less than \$100,000 (15.1%) to rank the **fitness center** as a top priority for the MPRD to invest funds in to improve or maintain in the next five years.
- Respondents aged 18-29 (54.8%) are more likely than respondents aged 30-49 (17.5%), respondents aged 50-64 (26.1%), and respondents aged 65 or greater (14.0%) to rank the

**parks** as a top priority for the MPRD to invest funds in to improve or maintain in the next five years.

- Respondents whose annual household income is \$100,000 or more (46.3%) are more likely than respondents whose annual household income is less than \$50,000 (10.6%) and respondents whose annual household income is \$50,000 to less than \$100,000 (5.7%) to rank the **parks** as a top priority for the MPRD to invest funds in to improve or maintain in the next five years.
- Respondents who have children in their household under the age of 18 (24.8%) are more likely than respondents who have no children in their household under the age of 18 (12.8%) to rank **Barefoot Bay** as a top priority for the MPRD to invest funds in to improve or maintain in the next five years.
- Respondents who have children in their household under the age of 18 (24.8%) are more likely than respondents who have no children in their household under the age of 18 (3.2%) to rank the **Learning Center Preschool** as a top priority for the MPRD to invest funds in to improve or maintain in the next five years.
- Respondents aged 18-29 (30.6%) and respondents aged 50-64 (21.7%) are more likely than respondents who are aged 30-49 (3.1%) and respondents who are aged 65 or greater (9.6%) to rank **Community Park** as a top priority for the MPRD to invest funds in to improve or maintain in the next five years.
- Respondents whose annual household income is less than \$50,000 (34.8%) are more likely than respondents whose annual household income is \$50,000 to less than \$100,000 (3.8%) and respondents whose annual household income is \$100,000 or more (10.4%) to rank **Community Park** as a top priority for the MPRD to invest funds in to improve in the next five years.

Respondents rank a dog park and an arts and cultural center as the top two priorities the MPRD should invest funds in to construct or develop in the next five years. Other responses include an outdoor gym, cross country ski trails, rental boat slips, and a lake with paddleboats. A total of 5.7% of respondents believe the MPRD should not invest funds in to construct or develop any of the facilities asked about in the survey (Table 7).

**Table 7: Top Two Priorities the MPRD Should Invest Funds in to Construct/Develop in the Next Five Years**

Please rank the top two priorities you think the MPRD should invest funds in to CONSTRUCT/DEVELOP in the next five years. Select “1” for the first priority and select “2” for the second priority.

| Facility                                | Percent Ranked 1 | Percent Ranked 2 | Percent Ranked 1 or 2 |
|---|------------------|------------------|-----------------------|
| Dog Park                                | 25.3             | 4.9              | 30.2                  |
| Arts & Culture Center                   | 20.1             | 4.4              | 24.5                  |
| Indoor Playground                       | 7.6              | 14.8             | 22.4                  |
| Golf Driving Range/Simulators           | 8.0              | 12.2             | 20.2                  |
| Nature Center                           | 3.8              | 14.7             | 18.5                  |
| Outdoor Athletic Sports Complex         | 9.3              | 8.8              | 18.1                  |
| Turf Soccer Fields                      | 0.9              | 6.8              | 7.7                   |
| More Indoor Gym Space                   | 3.4              | 3.9              | 7.3                   |
| Covered Structure Over Ice Skating Rink | 4.0              | 3.2              | 7.2                   |
| Outdoor Pickleball Courts               | 2.7              | 2.6              | 5.3                   |
| Indoor Field House                      | 2.1              | 3.0              | 5.1                   |
| Turf Baseball/Softball Fields           | 3.0              | 0.3              | 3.3                   |
| Lacrosse Fields                         | 0.0              | 0.0              | 0.0                   |
| Other                                   | 1.5              | 1.1              | 2.6                   |

### ***Demographic Differences***

- Respondents who have lived in the MPRD service area for more than 10 years (31.3%) are more likely than respondents who have lived in the MPRD for 10 years or less (5.7%) to rank an **arts and cultural center** as a top priority for the MPRD to invest funds in to construct or develop in the next five years.
- Respondents who have children in their household under the age of 18 (37.9%) are more likely than respondents who do not have children in their household under the age of 18 (1.1%) to rank an **indoor playground** as a top priority for the MPRD to invest funds in to construct or develop in the next five years.
- Male respondents (32.8%) are more likely than female respondents (9.6%) to rank a **golf driving range/simulators** as a top priority for the MPRD to invest funds in to construct or develop in the next five years.
- The percentage of respondents who rank a **golf driving range/simulators** as a top priority for the MPRD to invest funds in to construct or develop in the next five years increases as annual

household income increases (less than \$50,000, 6.1%; \$50,000 to less than \$100,000, 18.9%; \$100,000 or more, 25.4%).

- Respondents aged 18-29 (30.6%) are more likely than respondents aged 30-49 (10.3%), respondents aged 50-64 (15.9%), and respondents aged 65 or greater (2.2%) to rank a **nature center** as a top priority for the MPRD to invest fund in to construct or develop in the next five years.
- Respondents whose annual household income is less than \$50,000 (39.4%) are more likely than respondents whose annual household income is \$50,000 to less than \$100,000 (3.8%) and respondents whose annual household income is \$100,000 or more (14.9%) to rank a **nature center** as a top priority for the MPRD to invest funds in to construct or develop in the next five years.

### Sources of Information About the Mundelein Park & Recreation District

The next section of the survey was about how the respondents get information about the MPRD and their preferred language for receiving information.

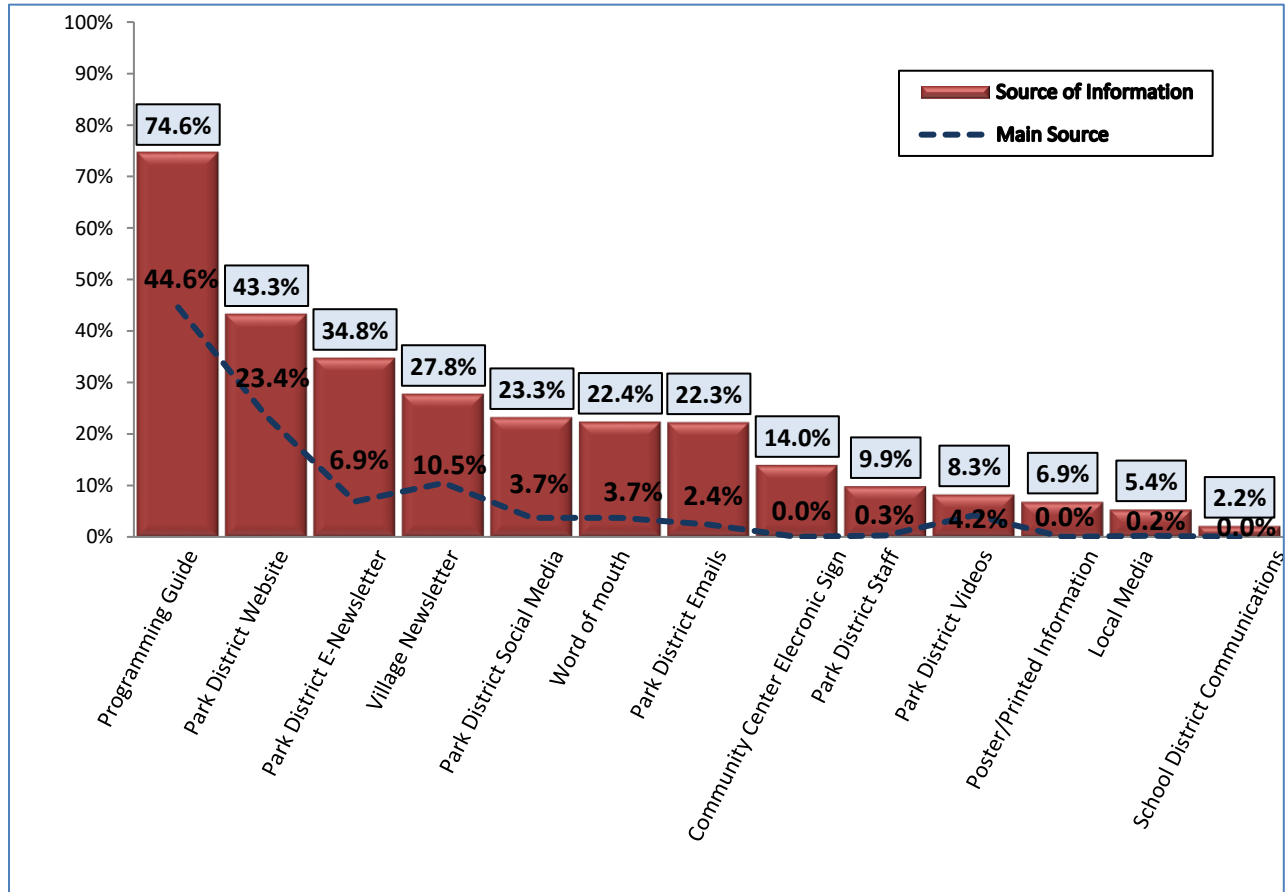
Three-fourths (74.6%) of the respondents report that the program guide is a source of information about the MPRD for them, with 44.6% indicating it is their main source of information. More than two-fifths (43.3%) of respondents state that the Park District website is a source of information for them, with 23.4% saying it is their primary source of information about the MPRD. More than one-third (34.8%) of respondents indicate that the Park District e-newsletter is a source of information for them, however it is the main source of information for less than one-tenth (6.9%). A total of 3.2% of respondents report they do not receive information about the MPRD (Figure 18).



**Figure 18: Sources of Information About the MPRD**

What are your sources of information about the MPRD? (CHECK ALL THAT APPLY)

What is your main source of information about the MPRD?



## Demographic Differences

### Source of Information About the MPRD

- Respondents aged 18-29 (33.9%) and respondent aged 30-49 (34.0%) are more likely than respondents aged 50-64 (8.7%) and respondents aged 65 or greater (12.0%) to report that the Park District social media is a source of information about the MPRD for them.

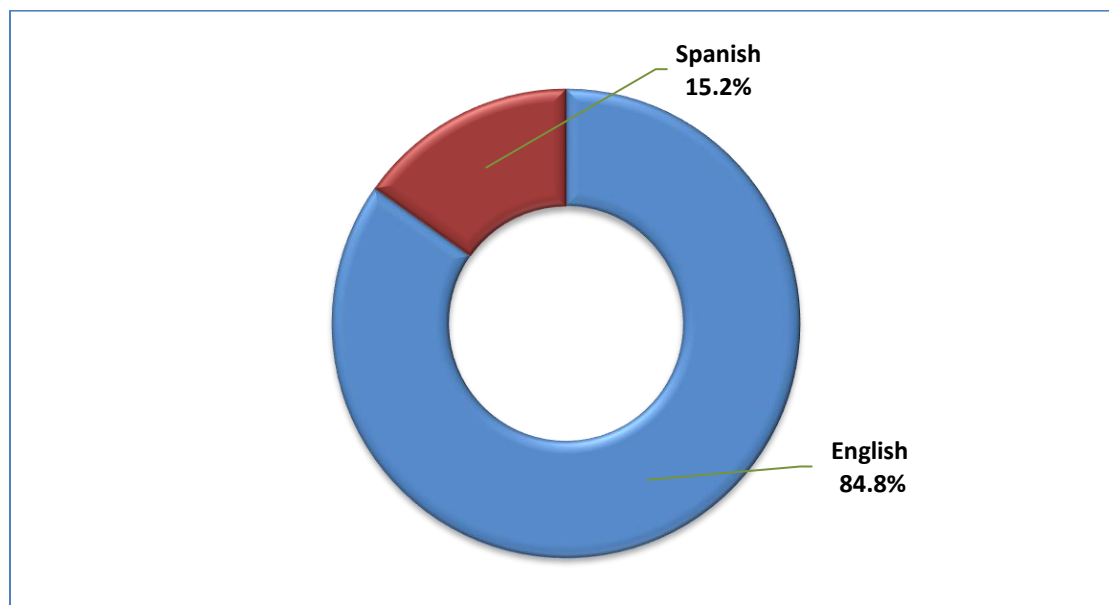
### *Main Source of Information About the MPRD*

- Respondents who have lived in the MPRD service area more than 5 years (49.3%) are more likely than respondents who have lived in the MPRD service area for five years or less (27.3%) to indicate that the program guide is their main source of information about the MPRD.
- Respondents who have lived in the MPRD service area for 5 years or less (63.6%) are more likely than respondents who have lived in the MPRD service area for more than five years (13.3%) to indicate that the Park District website is their main source of information about the MPRD.

The majority (84.8%) of respondents would prefer to receive information from the MPRD in English and 15.2% would prefer to receive information from the MPRD in Spanish. No other languages were specified (See Figure 19).

**Figure 19: Preferred Language for Receiving Information From MPRD**

What is your preferred language for receiving information about the Park and Recreation District?



Latino respondents are divided on whether they would prefer to receive information from the MPRD in English or Spanish. More than one-half (53.3%) would prefer to receive information in English and 46.7% would prefer to receive information in Spanish.

## Characteristics of Respondents and Their Households

The final set of questions asked about the characteristics of the respondent and their household.

The table below summarizes the characteristics of the survey respondents and their households.

**Table 8: Characteristics of Respondents and Their Households**

| Characteristic                                    | Percent |
|---|---------|
| <b><u>Respondent's Gender Identity</u></b>        |         |
| Male  | 49.1    |
| Female  | 48.6    |
| Another Gender Identity                           | 0.0     |
| Prefer Not to Answer                              | 2.2     |
| <b><u>Respondent's Age</u></b>                    |         |
| 18-29   | 22.1    |
| 30-49   | 34.7    |
| 50-64   | 24.6    |
| 65+   | 17.8    |
| Prefer Not to Answer                              | 0.8     |
| <b><u>Hispanic, Latino, or Spanish Origin</u></b> |         |
| Yes   | 32.4    |
| No  | 66.9    |
| Prefer Not to Answer                              | 0.7     |
| <b><u>Respondent's Race/Ethnicity</u></b>         |         |
| Asian   | 11.9    |
| Black   | 2.0     |
| Native American or Alaska Native                  | 0.7     |
| Native Hawaiian or Pacific Islander               | 0.0     |
| White   | 68.9    |
| Another Race                                      | 6.4     |
| Two or More Races                                 | 0.7     |
| Prefer Not to Answer                              | 9.4     |
| <b><u>Area Residence is Located</u></b>           |         |
| Area 1  | 35.7    |
| Area 2  | 15.5    |
| Area 3  | 20.3    |
| Area 4  | 28.5    |

| Characteristic                                  | Percent |
|---|---------|
| <b><u>Years Living in MPRD Service Area</u></b> |         |
| 2 Years or Less                                 | 3.4     |
| More Than 2 Years to 5 Years                    | 16.4    |
| More Than 5 Years to 10 Years                   | 5.3     |
| More Than 10 Years                              | 74.6    |
| Prefer Not to Answer                            | 0.4     |
| <b><u>Annual Household Income</u></b>           |         |
| Less Than \$25,000                              | 8.7     |
| \$25,000 to Less Than \$50,000                  | 15.2    |
| \$50,000 to Less Than \$75,000                  | 9.1     |
| \$75,000 to Less Than \$100,000                 | 10.2    |
| \$100,000 to Less Than \$150,000                | 20.9    |
| \$150,000 or More                               | 27.4    |
| Prefer Not to Answer                            | 8.6     |

## Conclusions and Recommendations

The respondents perceive the MPRD to be valuable to their community and household. Specifically, they believe the MPRD programs for grade school-aged children, preschool-aged children, teens, active adults, and adults are valuable to their household.

Awareness is high for most of the MPRD parks and facilities, especially for the Barefoot Bay Aquatic Center, Diamond Lake Beach, the community center, athletic fields at Community Park or Keith Mione Community Park, Spray Park, and the indoor pool.

The majority of respondents indicate that their household is likely to use the MPRD parks, facilities, programs or services during the next two-three years. Most respondents would select the MPRD as their first choice for a community center, a fitness center, adult athletics, youth athletics, a preschool, and teen athletics.

Lower fees are mentioned as a factor that would increase use of the MPRD. Additionally, the price being too high was stated as reason for not selecting the MPRD as their first choice for several activities. Lastly, a large proportion of low-income respondents state they would be more likely to enroll in programs if the MPRD offered financial assistance. The Park District should consider offering financial assistance to low-income residents.

More Spanish-speaking staff and/or instructors is also mentioned as a factor that would increase use of the MPRD. Additionally, not enough Spanish-speaking staff and/or instructors was stated as reason for not selecting the MPRD as their first choice for several activities. The Park District should consider hiring additional Spanish-speaking staff and/or instructors.

The respondents think the MPRD should invest funds in to improve or maintain Diamond Lake Beach, the fitness center, and the parks in the next five years. The respondents also believe that the MPRD should invest funds in to construct or develop a dog park and an arts and cultural center in the next five years. The Park District should study the feasibility of each of these.

The MPRD does a good job of communicating with residents. Only 3.2% of respondents report they do not receive information about the Park District. The Park District should continue communicating with residents using a variety of methods.

About one-half of Latino residents would prefer to receive information about the Park District in Spanish. The Park District should communicate all information in both English and Spanish.

## **Appendix A: Questionnaire (English and Spanish Version)**

## Mundelein Park and Recreation District Community Survey

Please look at the map.

In which area do you live?



- ☐ Area 1
- ☐ Area 2
- ☐ Area 3
- ☐ Area 4
- ☐ Do not live in any of the areas [THANK YOU FOR YOUR TIME. FOR THE PURPOSE OF THIS SURVEY YOU MUST LIVE IN THE MPRD SERVICE AREA.]

### MPRD Use

#### Use1

During the next two-three years, how likely are you or anyone in your household to use the Mundelein Park and Recreation District facilities, programs, or services?

- ☐ Very likely
- ☐ Somewhat likely
- ☐ Not very likely
- ☐ Not at all likely

**Use2**

A. Are you aware of each of the following MPRD parks and facilities?

B. During the next two-three years, would your household be likely to use, more than six times a year, each of the following MPRD parks and facilities? If a park or facility is not listed, please indicate under gg.

|  | A. Aware              |                       | B. Use                |                       |
|--|-----------------------|-----------------------|-----------------------|-----------------------|
|  | Yes                   | No                    | Yes                   | No                    |
| a. Athletic Fields at Community Park or Keith Mione Community Park | <input type="radio"/> | <input type="radio"/> | <input type="radio"/> | <input type="radio"/> |
| b. Barefoot Bay Aquatic Center                                     | <input type="radio"/> | <input type="radio"/> | <input type="radio"/> | <input type="radio"/> |
| c. Big & Little Child Development Center                           | <input type="radio"/> | <input type="radio"/> | <input type="radio"/> | <input type="radio"/> |
| d. Community Center  | <input type="radio"/> | <input type="radio"/> | <input type="radio"/> | <input type="radio"/> |
| e. Diamond Lake Beach  | <input type="radio"/> | <input type="radio"/> | <input type="radio"/> | <input type="radio"/> |
| f. Diamond Lake Sports Complex (athletic fields)                   | <input type="radio"/> | <input type="radio"/> | <input type="radio"/> | <input type="radio"/> |
| g. Dunbar Recreation Center  | <input type="radio"/> | <input type="radio"/> | <input type="radio"/> | <input type="radio"/> |
| h. NovaCare Fitness Center   | <input type="radio"/> | <input type="radio"/> | <input type="radio"/> | <input type="radio"/> |
| i. Mundelein Heritage Museum                                       | <input type="radio"/> | <input type="radio"/> | <input type="radio"/> | <input type="radio"/> |
| j. Indoor Pool   | <input type="radio"/> | <input type="radio"/> | <input type="radio"/> | <input type="radio"/> |
| k. Kracklauer Dance Studio   | <input type="radio"/> | <input type="radio"/> | <input type="radio"/> | <input type="radio"/> |
| l. Learning Center Preschool                                       | <input type="radio"/> | <input type="radio"/> | <input type="radio"/> | <input type="radio"/> |
| m. Regent Center   | <input type="radio"/> | <input type="radio"/> | <input type="radio"/> | <input type="radio"/> |
| n. Spray Park  | <input type="radio"/> | <input type="radio"/> | <input type="radio"/> | <input type="radio"/> |
| o. Steeple Chase Golf Course                                       | <input type="radio"/> | <input type="radio"/> | <input type="radio"/> | <input type="radio"/> |
| p. Asbury Park   | <input type="radio"/> | <input type="radio"/> | <input type="radio"/> | <input type="radio"/> |
| q. Bob Lewandowski Park  | <input type="radio"/> | <input type="radio"/> | <input type="radio"/> | <input type="radio"/> |
| r. Cambridge County Park   | <input type="radio"/> | <input type="radio"/> | <input type="radio"/> | <input type="radio"/> |
| s. Clearbrook Park   | <input type="radio"/> | <input type="radio"/> | <input type="radio"/> | <input type="radio"/> |
| t. Fairhaven Park  | <input type="radio"/> | <input type="radio"/> | <input type="radio"/> | <input type="radio"/> |
| u. Gordon Ray Park   | <input type="radio"/> | <input type="radio"/> | <input type="radio"/> | <input type="radio"/> |
| v. Hanrahan Park   | <input type="radio"/> | <input type="radio"/> | <input type="radio"/> | <input type="radio"/> |
| w. Maurice Noll Park   | <input type="radio"/> | <input type="radio"/> | <input type="radio"/> | <input type="radio"/> |
| x. Scott Brown Park  | <input type="radio"/> | <input type="radio"/> | <input type="radio"/> | <input type="radio"/> |
| y. Wortham Park  | <input type="radio"/> | <input type="radio"/> | <input type="radio"/> | <input type="radio"/> |
| z. Leo Leathers Park   | <input type="radio"/> | <input type="radio"/> | <input type="radio"/> | <input type="radio"/> |



|                                  | A. Aware              |                       | B. Use                |                       |
|----------------------------------|-----------------------|-----------------------|-----------------------|-----------------------|
| aa. Garden Plots                 | <input type="radio"/> | <input type="radio"/> | <input type="radio"/> | <input type="radio"/> |
| bb. Boat Launch                  | <input type="radio"/> | <input type="radio"/> | <input type="radio"/> | <input type="radio"/> |
| cc. Park Shelters                | <input type="radio"/> | <input type="radio"/> | <input type="radio"/> | <input type="radio"/> |
| dd. Athletic Practice Fields     | <input type="radio"/> | <input type="radio"/> | <input type="radio"/> | <input type="radio"/> |
| ee. Ice Skating Rink             | <input type="radio"/> | <input type="radio"/> | <input type="radio"/> | <input type="radio"/> |
| ff. Skate Park                   | <input type="radio"/> | <input type="radio"/> | <input type="radio"/> | <input type="radio"/> |
| gg. Other (PLEASE SPECIFY) _____ | <input type="radio"/> | <input type="radio"/> | <input type="radio"/> | <input type="radio"/> |

### Use3

During the next two-three years, in which of the following activities would your household likely participate?  
(CHECK ALL THAT APPLY)

- |   |   |
|---|---|
| <input type="checkbox"/> Active Adult 50+ (activities for ages 50 and over)         | <input type="checkbox"/> Fitness/Wellness/Health  |
| <input type="checkbox"/> Adult Athletics  | <input type="checkbox"/> Golf                     |
| <input type="checkbox"/> Youth Athletics  | <input type="checkbox"/> Nature/Outdoor Education |
| <input type="checkbox"/> Before and After School Care                               | <input type="checkbox"/> Swim Instruction         |
| <input type="checkbox"/> Childcare  | <input type="checkbox"/> Summer Camps             |
| <input type="checkbox"/> Cultural Arts (cooking, baking, art, music, theater, STEM) | <input type="checkbox"/> Teen programming         |
| <input type="checkbox"/> Dance  | <input type="checkbox"/> Party Planning           |
| <input type="checkbox"/> Early Childhood/Preschool Enrichment                       | <input type="checkbox"/> Preschool                |
|   | <input type="checkbox"/> None of the above        |

### Use4

What programs would you like the MPRD to add in the future? \_\_\_\_\_

### Use5

How would you prefer to register for MPRD programs and memberships? (CHECK ALL THAT APPLY)

- |  |   |
|--|---|
| <input type="checkbox"/> Register online                     | <input type="checkbox"/> Other type of registration (PLEASE SPECIFY) _____        |
| <input type="checkbox"/> Register in person at MPRD facility | <input type="checkbox"/> No preference  |
| <input type="checkbox"/> Register by phone                   | <input type="checkbox"/> Household would not register for programs or memberships |

**Use6**

What is your or members of your household's preferred times for programs...? (CHECK ALL THAT APPLY)

|  | <b>Weekday<br/>(Monday-Friday)<br/>Morning</b> | <b>Weekday<br/>(Monday-Friday)<br/>Afternoon</b> | <b>Weekday<br/>(Monday-Friday)<br/>Evening</b> | <b>Weekend<br/>(Saturday<br/>or<br/>Sunday)<br/>Morning</b> | <b>Weekend<br/>(Saturday<br/>or<br/>Sunday)<br/>Afternoon</b> | <b>Not<br/>Applicable/<br/>Would Not<br/>Attend<br/>Program</b> |
|--|--|--|--|---|---|---|
| a. Early childhood programs (ages 1-4) | <input type="radio"/>                          | <input type="radio"/>                            | <input type="radio"/>                          | <input type="radio"/>                                       | <input type="radio"/>   | <input type="radio"/>   |
| b. Youth programs (ages 5-12)          | <input type="radio"/>                          | <input type="radio"/>                            | <input type="radio"/>                          | <input type="radio"/>                                       | <input type="radio"/>   | <input type="radio"/>   |
| c. Teen programs (ages 13-17)          | <input type="radio"/>                          | <input type="radio"/>                            | <input type="radio"/>                          | <input type="radio"/>                                       | <input type="radio"/>   | <input type="radio"/>   |
| d. Adult programs (ages 18-49)         | <input type="radio"/>                          | <input type="radio"/>                            | <input type="radio"/>                          | <input type="radio"/>                                       | <input type="radio"/>   | <input type="radio"/>   |
| e. Active adult programs (ages 50+)    | <input type="radio"/>                          | <input type="radio"/>                            | <input type="radio"/>                          | <input type="radio"/>                                       | <input type="radio"/>   | <input type="radio"/>   |

IF "WOULD NOT ATTEND PROGRAM" NOT SELECTED TO USE6 a, b, c, d, e ASK FOR EACH:

**Use7**

What is your or members of your household's preferred A) program length and B) program frequency?

|  | <b>C. Program Length</b> |                       |                       |                                | <b>D. Program Frequency</b> |                        |                             |   |
|--|--------------------------|-----------------------|-----------------------|--------------------------------|-----------------------------|------------------------|-----------------------------|---|
|  | <b>1<br/>Week</b>        | <b>4<br/>Weeks</b>    | <b>6 Weeks</b>        | <b>8<br/>Weeks<br/>or More</b> | <b>Drop-in</b>              | <b>Once a<br/>Week</b> | <b>Twice<br/>a<br/>Week</b> | <b>More<br/>Than<br/>Twice<br/>a<br/>Week</b> |
| a. Early childhood programs (ages 1-4) | <input type="radio"/>    | <input type="radio"/> | <input type="radio"/> | <input type="radio"/>          | <input type="radio"/>       | <input type="radio"/>  | <input type="radio"/>       | <input type="radio"/>                         |
| b. Youth programs (ages 5-12)          | <input type="radio"/>    | <input type="radio"/> | <input type="radio"/> | <input type="radio"/>          | <input type="radio"/>       | <input type="radio"/>  | <input type="radio"/>       | <input type="radio"/>                         |
| c. Teen programs (ages 13-17)          | <input type="radio"/>    | <input type="radio"/> | <input type="radio"/> | <input type="radio"/>          | <input type="radio"/>       | <input type="radio"/>  | <input type="radio"/>       | <input type="radio"/>                         |
| d. Adult programs (ages 18-49)         | <input type="radio"/>    | <input type="radio"/> | <input type="radio"/> | <input type="radio"/>          | <input type="radio"/>       | <input type="radio"/>  | <input type="radio"/>       | <input type="radio"/>                         |
| e. Active adult programs (ages 50+)    | <input type="radio"/>    | <input type="radio"/> | <input type="radio"/> | <input type="radio"/>          | <input type="radio"/>       | <input type="radio"/>  | <input type="radio"/>       | <input type="radio"/>                         |

**Use8**

In the future, what would increase your household's use of the parks, facilities, or programs of the MPRD?  
(CHECK ALL THAT APPLY)

- |  |  |
|--|--|
| <input type="checkbox"/> Program(s), facility(ies), activity(ies) were added that we are interested in or need<br>(PLEASE SPECIFY WHICH ONES)<br>_____ | <input type="checkbox"/> Staff and/or instructors that communicate in my/my household's primary language |
| <input type="checkbox"/> Lower fees  | <input type="checkbox"/> Easier registration process   |
| <input type="checkbox"/> More convenient location  | <input type="checkbox"/> More convenient hours of operation  |
| <input type="checkbox"/> Better communication of what is offered   | <input type="checkbox"/> More convenient times of programs   |
|  | <input type="checkbox"/> Other (PLEASE SPECIFY)<br>_____   |

**Use9**

For each of the following activities, which location would be your household's **first choice?**

|                     | MPRD                  | Another Park District | A Private Facility or Organization in Mundelein | A Private Facility or Organization Outside Mundelein | Not Applicable        |
|---------------------|-----------------------|-----------------------|---|--|-----------------------|
| a. Community Center | <input type="radio"/> | <input type="radio"/> | <input type="radio"/>                           | <input type="radio"/>                                | <input type="radio"/> |
| b. Youth Athletics  | <input type="radio"/> | <input type="radio"/> | <input type="radio"/>                           | <input type="radio"/>                                | <input type="radio"/> |
| c. Teen Athletics   | <input type="radio"/> | <input type="radio"/> | <input type="radio"/>                           | <input type="radio"/>                                | <input type="radio"/> |
| d. Adult Athletics  | <input type="radio"/> | <input type="radio"/> | <input type="radio"/>                           | <input type="radio"/>                                | <input type="radio"/> |
| e. Fitness Center   | <input type="radio"/> | <input type="radio"/> | <input type="radio"/>                           | <input type="radio"/>                                | <input type="radio"/> |
| f. Preschool        | <input type="radio"/> | <input type="radio"/> | <input type="radio"/>                           | <input type="radio"/>                                | <input type="radio"/> |

**Use10**

**IF "MPRD" NOT SELECTED TO USE9 a, b, c, d, e, f ASK FOR EACH:**

What **are the** reasons why your household would NOT select MPRD as your first choice for [INSERT ACTIVITY FROM USE8]? (CHECK ALL THAT APPLY)

- |  |  |
|--|--|
| <input type="radio"/> Location not convenient                      | <input type="radio"/> Times offered are not convenient                         |
| <input type="radio"/> Price is too high                            | <input type="radio"/> Facility is not clean                                    |
| <input type="radio"/> Quality of instructors/coaches/staff is poor | <input type="radio"/> Not enough Spanish speaking staff                        |
| <input type="radio"/> Quality of facility is poor                  | <input type="radio"/> Not accessible to individuals who have a disability      |
| <input type="radio"/> Quality of equipment is poor                 | <input type="radio"/> Registration process is difficult (PLEASE EXPLAIN) _____ |
| <input type="radio"/> Hours of operation are not convenient        | <input type="radio"/> Online registration issues (PLEASE EXPLAIN) _____        |
| <input type="radio"/> Not familiar with facility                   | <input type="radio"/> Other (PLEASE SPECIFY) _____                             |
| <input type="radio"/> Never visited facility or programs           |  |
| <input type="radio"/> Dates offered are not convenient             |  |

**Use11**

What recreational needs of your household, if any, are not currently being met by the Park and Recreation District?

---

**Value****Value1**

How valuable is the Mundelein Park and Recreation District...

- a. To **your community?**
- b. To **your household?**

- ☐ Very valuable
- ☐ Somewhat valuable
- ☐ Not very valuable
- ☐ Not at all valuable
- ☐ Not sure

**Value2**

Based on what you know about the following programs, how valuable is each to your household?

|  | <b>Very Valuable</b>  | <b>Somewhat Valuable</b> | <b>Not Very Valuable</b> | <b>Not At All Valuable</b> | <b>Not Applicable</b> |
|--|-----------------------|--------------------------|--------------------------|----------------------------|-----------------------|
| a. Programs for preschool-aged children    | <input type="radio"/> | <input type="radio"/>    | <input type="radio"/>    | <input type="radio"/>      | <input type="radio"/> |
| b. Programs for grade school-aged children | <input type="radio"/> | <input type="radio"/>    | <input type="radio"/>    | <input type="radio"/>      | <input type="radio"/> |
| c. Programs for teens                      | <input type="radio"/> | <input type="radio"/>    | <input type="radio"/>    | <input type="radio"/>      | <input type="radio"/> |
| d. Programs for adults (ages 18-49)        | <input type="radio"/> | <input type="radio"/>    | <input type="radio"/>    | <input type="radio"/>      | <input type="radio"/> |
| e. Programs for active adults (ages 50+)   | <input type="radio"/> | <input type="radio"/>    | <input type="radio"/>    | <input type="radio"/>      | <input type="radio"/> |

**Value 3**

If the MPRD offered financial assistance to eligible households for programs, would this make your household more likely to enroll in programs?

- ☐ Yes
- ☐ No
- ☐ Not sure

## Future Direction

### Future1

Of the **existing facilities and parks**, please rank the **top three** priorities you think the MPRD should invest funds in to IMPROVE/MAINTAIN in the next five years. Enter a "1" for the first priority and enter "2" for the second priority, and "3" for the third priority.

|                                |       |                                       |       |
|--------------------------------|-------|---------------------------------------|-------|
| Fitness Center                 | _____ | Restrooms in Parks                    | _____ |
| Diamond Lake Beach             | _____ | Parks                                 | _____ |
| Diamond Lake Recreation Center | _____ | (Which ones)_____                     | _____ |
| Learning Center Preschool      | _____ | Indoor pool                           | _____ |
| Baseball fields                | _____ | Barefoot Bay                          | _____ |
| Dance studios                  | _____ | Heritage Museum                       | _____ |
| Tennis courts                  | _____ | Skate park                            | _____ |
| Pickleball courts              | _____ | Big & Little Child Development Center | _____ |
| Ice skating rink               | _____ | Spray Park                            | _____ |
| Open fields                    | _____ | Community Park                        | _____ |
| DiscGolf                       | _____ | Regent Center                         | _____ |
| Soccer fields                  | _____ | Other                                 | _____ |
| Gymnasiums                     | _____ | (PLEASE SPECIFY) _____                | _____ |
| Golf Course                    | _____ | <input type="checkbox"/> None         |       |
| Concession stands              | _____ |                                       |       |

### Future2

Please rank the **top two** priorities you think the MPRD should invest funds in to CONSTRUCT/DEVELOP in the next five years. Enter a "1" for the first priority and enter "2" for the second priority.

|                               |       |   |       |
|-------------------------------|-------|---|-------|
| Dog Park                      | _____ | Outdoor Pickleball Courts (Shade,       |       |
| Indoor Playground             | _____ | Tournaments)                            | _____ |
| Arts & Culture Center         | _____ | Covered Structure over Ice Skating Rink | _____ |
| Nature Center                 | _____ | More Indoor Gym Space                   | _____ |
| Turf Baseball/Softball Fields | _____ | Outdoor Athletic Sports Complex         | _____ |
| Turf Soccer Fields            | _____ | Other                                   | _____ |
| Lacrosse Fields               | _____ | (PLEASE SPECIFY) _____                  | _____ |
| Indoor Field House            | _____ | <input type="checkbox"/> None           |       |
| Golf Driving Range/Simulators | _____ |   |       |

## Information Sources

### Info1

What are your source(s) of information about the Mundelein Park and Recreation District? (CHECK ALL THAT APPLY)

- |   |   |
|---|---|
| <input type="checkbox"/> Program guide (brochure)   | <input type="checkbox"/> Communications from the School District  |
| <input type="checkbox"/> Park District e-newsletter                                       | <input type="checkbox"/> Village newsletter   |
| <input type="checkbox"/> Videos from the Park District                                    | <input type="checkbox"/> Park District social media accounts; for instance, Facebook, Twitter, or Instagram |
| <input type="checkbox"/> Park District website  | <input type="checkbox"/> Local media; for instance, newspaper, radio, or TV                                 |
| <input type="checkbox"/> Emails from the Park District                                    | <input type="checkbox"/> Word of mouth; for instance, from friends or neighbors                             |
| <input type="checkbox"/> Electronic sign outside of community center                      | <input type="checkbox"/> Do not receive information about the Park District                                 |
| <input type="checkbox"/> Posters or other printed information in Park District facilities |   |
| <input type="checkbox"/> Park District staff  |   |

### Info2

What is your main source of information about the Mundelein Park and Recreation District? (CHECK ONE BOX ONLY)

- |  |  |
|--|--|
| <input type="radio"/> Program guide (brochure)   | <input type="radio"/> Park District staff  |
| <input type="radio"/> Park District e-newsletter                                       | <input type="radio"/> Communications from the School District  |
| <input type="radio"/> Videos from the Park District                                    | <input type="radio"/> Village newsletter   |
| <input type="radio"/> Park District website  | <input type="radio"/> Park District social media accounts; for instance, Facebook, Twitter, or Instagram |
| <input type="radio"/> Emails from the Park District                                    | <input type="radio"/> Local media; for instance, newspaper, radio, or TV                                 |
| <input type="radio"/> Electronic sign outside of community center                      | <input type="radio"/> Word of mouth; for instance, from friends or neighbors                             |
| <input type="radio"/> Posters or other printed information in Park District facilities |  |

### Info3

What is your preferred language for receiving information about the Park and Recreation District?

- ☐ English
- ☐ Spanish
- ☐ Other (PLEASE SPECIFY) \_\_\_\_\_

## Demographics

Finally, we would like to know about you and your household. The Mundelein Park and Recreation District works to provide services to everyone in the community, and all the information in this section will help us make sure our data is representative of people living in service area.

### Demo1

How long have you lived in the Mundelein Park and Recreation District boundaries?

- ☐ 2 years or less
- ☐ More than 2 years to 5 years
- ☐ More than 5 years to 10 years
- ☐ More than 10 years
- ☐ Prefer not to answer

### Demo2

Please consider all sources of income, before taxes, for everyone living with you in 2020. What was your 2020 household income?

- ☐ Less than \$25,000
- ☐ \$25,000 to less than \$50,000
- ☐ \$50,000 to less than \$75,000
- ☐ \$75,000 to less than \$100,000
- ☐ \$100,000 to less than \$150,000
- ☐ \$150,000 or more
- ☐ Prefer not to answer

### Demo3

- ☐ Male
- ☐ Female
- ☐ Gender non-binary
- ☐ Another gender identity, not listed here
- ☐ Prefer not to answer

### Demo4

What is your age?

- ☐ 18-29
- ☐ 30-49
- ☐ 50-64
- ☐ 65+
- ☐ Prefer not to answer

**Demo5**

Are you of Hispanic, Latino, or Spanish origin?

- ☐ Yes
- ☐ No
- ☐ Prefer not to answer

**Demo6**

Are you...? (CHECK ALL THAT APPLY)

- |  |  |
|--|--|
| <input type="checkbox"/> Asian                               | <input type="checkbox"/> White                         |
| <input type="checkbox"/> Black                               | <input type="checkbox"/> Another race (PLEASE SPECIFY) |
| <input type="checkbox"/> Native American or Alaska Native    | _____  |
| <input type="checkbox"/> Native Hawaiian or Pacific Islander | <input type="checkbox"/> Prefer not to answer          |

**Demo7**

How many people live in your household? \_\_\_\_\_

**Demo8**

Not including yourself, are any of the people in your household...? (CHECK ALL THAT APPLY)

- |                                     |  |
|-------------------------------------|--|
| <input type="checkbox"/> Aged 0-4   | <input type="checkbox"/> Aged 30-49        |
| <input type="checkbox"/> Aged 5-12  | <input type="checkbox"/> Aged 50-64        |
| <input type="checkbox"/> Aged 13-17 | <input type="checkbox"/> Aged 65 and older |
| <input type="checkbox"/> Aged 18-29 |  |

Thank you for sharing your thoughts with us today! You have helped the Mundelein Park and Recreation District to better serve our community and plan for the future.



## Encuesta para la comunidad del Distrito de Parques y Recreación de Mundelein

Dele un vistazo al mapa.

¿En cuál de las áreas vive?



- ☐ Área 1
- ☐ Área 2
- ☐ Área 3
- ☐ Área 4
- ☐ No vive en ninguna de las áreas [GRACIAS POR SU TIEMPO. PARA EL PROPÓSITO DE ESTA ENCUESTA, USTED DEBE VIVIR EN EL ÁREA DE ATENCIÓN DEL DISTRITO DE PARQUES Y RECREACIÓN DE MUNDELEIN (MUNDELEIN PARK AND RECREATION DISTRICT, MPRD)].

### Uso del MPRD

#### Uso 1

Durante los próximos dos o tres años, ¿qué tan probable es que usted o cualquiera de los integrantes de su familia sea usuario de instalaciones, programas o servicios del Distrito de Parques y Recreación de Mundelein?

- ☐ Muy probable
- ☐ Algo probable
- ☐ No muy probable
- ☐ Para nada probable

**Uso 2**

A. ¿Estás consiente de cada una de las siguientes instalaciones y parques del MPRD?

B. Durante los próximos dos o tres años, ¿es probable que su familia use cada una de las siguientes instalaciones y parques del MPRD más de seis veces al año?

|   | E. Conoce             |                       | F. Usa                |                       |
|---|-----------------------|-----------------------|-----------------------|-----------------------|
|   | Sí                    | No                    | Sí                    | No                    |
| a. Canchas deportivas (Athletic Fields) en Community Park o en Keith Mione Community Park | <input type="radio"/> | <input type="radio"/> | <input type="radio"/> | <input type="radio"/> |
| b. Centro de actividades acuáticas Barefoot Bay Aquatic Center                            | <input type="radio"/> | <input type="radio"/> | <input type="radio"/> | <input type="radio"/> |
| c. Centro de desarrollo Big & Little Child Development Center                             | <input type="radio"/> | <input type="radio"/> | <input type="radio"/> | <input type="radio"/> |
| d. Centro comunitario   | <input type="radio"/> | <input type="radio"/> | <input type="radio"/> | <input type="radio"/> |
| e. Diamond Lake Beach   | <input type="radio"/> | <input type="radio"/> | <input type="radio"/> | <input type="radio"/> |
| f. Complejo deportivo Diamond Lake Sports Complex (campos de atletismo)                   | <input type="radio"/> | <input type="radio"/> | <input type="radio"/> | <input type="radio"/> |
| g. Centro recreativo Dunbar Recreation Center   | <input type="radio"/> | <input type="radio"/> | <input type="radio"/> | <input type="radio"/> |
| h. Centro de acondicionamiento físico NovaCare Fitness Center                             | <input type="radio"/> | <input type="radio"/> | <input type="radio"/> | <input type="radio"/> |
| i. Museo Mundelein Heritage   | <input type="radio"/> | <input type="radio"/> | <input type="radio"/> | <input type="radio"/> |
| j. Piscina techada  | <input type="radio"/> | <input type="radio"/> | <input type="radio"/> | <input type="radio"/> |
| k. Estudio de baile Kracklauer Dance Studio   | <input type="radio"/> | <input type="radio"/> | <input type="radio"/> | <input type="radio"/> |
| l. Preescolar Learning Center   | <input type="radio"/> | <input type="radio"/> | <input type="radio"/> | <input type="radio"/> |
| m. Regent Center  | <input type="radio"/> | <input type="radio"/> | <input type="radio"/> | <input type="radio"/> |
| n. Spray Park   | <input type="radio"/> | <input type="radio"/> | <input type="radio"/> | <input type="radio"/> |
| o. Campo de golf Steeple Chase  | <input type="radio"/> | <input type="radio"/> | <input type="radio"/> | <input type="radio"/> |
| p. Asbury Park  | <input type="radio"/> | <input type="radio"/> | <input type="radio"/> | <input type="radio"/> |
| q. Bob Lewandowski Park   | <input type="radio"/> | <input type="radio"/> | <input type="radio"/> | <input type="radio"/> |
| r. Cambridge County Park  | <input type="radio"/> | <input type="radio"/> | <input type="radio"/> | <input type="radio"/> |
| s. Clearbrook Park  | <input type="radio"/> | <input type="radio"/> | <input type="radio"/> | <input type="radio"/> |
| t. Fairhaven Park   | <input type="radio"/> | <input type="radio"/> | <input type="radio"/> | <input type="radio"/> |
| u. Gordon Ray Park  | <input type="radio"/> | <input type="radio"/> | <input type="radio"/> | <input type="radio"/> |
| v. Hanrahan Park  | <input type="radio"/> | <input type="radio"/> | <input type="radio"/> | <input type="radio"/> |
| w. Maurice Noll Park  | <input type="radio"/> | <input type="radio"/> | <input type="radio"/> | <input type="radio"/> |
| x. Scott Brown Park   | <input type="radio"/> | <input type="radio"/> | <input type="radio"/> | <input type="radio"/> |
| y. Wortham Park   | <input type="radio"/> | <input type="radio"/> | <input type="radio"/> | <input type="radio"/> |

|                                   | E. Conoce             |                       | F. Usa                |                       |
|-----------------------------------|-----------------------|-----------------------|-----------------------|-----------------------|
| z. Leo Leathers Park              | <input type="radio"/> | <input type="radio"/> | <input type="radio"/> | <input type="radio"/> |
| aa. Parcelas                      | <input type="radio"/> | <input type="radio"/> | <input type="radio"/> | <input type="radio"/> |
| bb. Puerto                        | <input type="radio"/> | <input type="radio"/> | <input type="radio"/> | <input type="radio"/> |
| cc. Albergues del parque          | <input type="radio"/> | <input type="radio"/> | <input type="radio"/> | <input type="radio"/> |
| dd. Campos de práctica deportiva  | <input type="radio"/> | <input type="radio"/> | <input type="radio"/> | <input type="radio"/> |
| ee. Pista de patinaje sobre hielo | <input type="radio"/> | <input type="radio"/> | <input type="radio"/> | <input type="radio"/> |
| ff. Parque para patinetas         | <input type="radio"/> | <input type="radio"/> | <input type="radio"/> | <input type="radio"/> |
| gg. Otro (ESPECIFIQUE) _____      | <input type="radio"/> | <input type="radio"/> | <input type="radio"/> | <input type="radio"/> |

### Uso 3

Durante los próximos dos o tres años, ¿en cuál de las siguientes actividades sería probable que participara su familia? (MARQUE TODAS LAS QUE CORRESPONDAN)

- |   |  |
|---|--|
| <input type="checkbox"/> Adultos activos de 50+ años  | <input type="checkbox"/> Acondicionamiento físico, bienestar y salud |
| <input type="checkbox"/> Atletismo para adultos   | <input type="checkbox"/> Golf  |
| <input type="checkbox"/> Atletismo juvenil  | <input type="checkbox"/> Educación natural o al aire libre           |
| <input type="checkbox"/> Guardería antes y después de clases  | <input type="checkbox"/> Clases de natación                          |
| <input type="checkbox"/> Guardería infantil   | <input type="checkbox"/> Campamentos de verano                       |
| <input type="checkbox"/> Cultura (cocina, repostería, artes, música, teatro y Ciencia, Tecnología, Ingeniería y Matemáticas [Science, Technology, Engineering, Math, STEM]) | <input type="checkbox"/> Programación para adolescentes              |
| <input type="checkbox"/> Baile  | <input type="checkbox"/> Planificación de fiestas                    |
| <input type="checkbox"/> Enriquecimiento para la primera infancia y preescolar  | <input type="checkbox"/> Preescolar                                  |
|   | <input type="checkbox"/> Ninguno de los anteriores                   |

### Uso 4

¿Qué programas le gustaría agregar en el futuro de MPRD? \_\_\_\_\_

### Uso 5

¿Cómo preferiría inscribirse en programas y membresías del MPRD? (MARQUE TODAS LAS QUE CORRESPONDAN)

- |  |   |
|--|---|
| <input type="checkbox"/> Inscribirse en línea.                               | <input type="checkbox"/> Otra forma de inscribirse (ESPECIFIQUE) _____.           |
| <input type="checkbox"/> Inscribirse en persona en una instalación del MPRD. | <input type="checkbox"/> No tiene preferencia.                                    |
| <input type="checkbox"/> Inscribirse por teléfono.                           | <input type="checkbox"/> Su familia no se inscribiría en programas ni membresías. |

## Uso 6

¿Cuáles son las horas que prefiere usted o su familia para los programas? (MARQUE TODAS LAS QUE CORRESPONDAN)

[illegible]

**SI NO SELECCIONÓ “NO ASISTIRÍA AL PROGRAMA” EN EL USO 6 a, b, c, d, e PREGUNTE POR CADA UNA:**

## Uso 7

¿Cuál es A) la duración y B) la frecuencia del programa que prefiere su familia o usted?

[illegible]

### Uso 8

En el futuro, ¿Qué podrá hacer, que su familia pueda usar mas los parques, las instalaciones o los programas del MPRD? (MARQUE TODAS LAS QUE CORRESPONDAN)

- |  |  |
|--|--|
| <input type="checkbox"/> Se agregaron programas, instalaciones, actividades que nos interesan o necesitamos (ESPECIFIQUE CUÁLES)<br>_____. | <input type="checkbox"/> Personal o instructores que se comuniquen en mi idioma principal o en mi familia. |
| <input type="checkbox"/> Tarifas más bajas.  | <input type="checkbox"/> Proceso de inscripción más fácil.   |
| <input type="checkbox"/> Ubicación más conveniente.  | <input type="checkbox"/> Horas más convenientes de funcionamiento  |
| <input type="checkbox"/> Comunicación mejor de la que se ofrece.   | <input type="checkbox"/> Horarios más convenientes de programas.   |
|  | <input type="checkbox"/> Otro (ESPECIFIQUE)<br>_____.  |

### Uso 9

¿Cuál de las siguientes ubicaciones para cada actividad sería la **primera elección** de su familia?

|                                       | MPRD                  | Otro distrito de parques | Una instalación u organización privada en Mundelein | Una instalación u organización privada fuera de Mundelein | No corresponde        |
|---------------------------------------|-----------------------|--------------------------|---|---|-----------------------|
| a. Centro comunitario                 | <input type="radio"/> | <input type="radio"/>    | <input type="radio"/>                               | <input type="radio"/>                                     | <input type="radio"/> |
| b. Atletismo juvenil                  | <input type="radio"/> | <input type="radio"/>    | <input type="radio"/>                               | <input type="radio"/>                                     | <input type="radio"/> |
| c. Atletismo para adolescentes        | <input type="radio"/> | <input type="radio"/>    | <input type="radio"/>                               | <input type="radio"/>                                     | <input type="radio"/> |
| d. Atletismo para adultos             | <input type="radio"/> | <input type="radio"/>    | <input type="radio"/>                               | <input type="radio"/>                                     | <input type="radio"/> |
| e. Centro de acondicionamiento físico | <input type="radio"/> | <input type="radio"/>    | <input type="radio"/>                               | <input type="radio"/>                                     | <input type="radio"/> |
| f. Preescolar                         | <input type="radio"/> | <input type="radio"/>    | <input type="radio"/>                               | <input type="radio"/>                                     | <input type="radio"/> |

### Uso 10

SI NO SELECCIONÓ “MPRD” PARA LAS ALTERNATIVAS a, b, c, d, e, f DEL USO 9, PREGUNTE POR CADA UNA:

¿Cuáles **son los** motivos por los que su familia NO seleccionaría el MPRD como su primera opción en cuanto a [INTRODUZCA UNA ACTIVIDAD DEL USO 8]? (MARQUE TODAS LAS QUE CORRESPONDAN)

- |  |  |
|--|--|
| <input type="radio"/> Inconveniencia de la ubicación.  | <input type="radio"/> No ha estado en las instalaciones ni participado en programas. |
| <input type="radio"/> Precio demasiado elevado.  | <input type="radio"/> Las fechas que se ofrecen no son convenientes.                 |
| <input type="radio"/> La calidad de los instructores, entrenadores o personal es deficiente. | <input type="radio"/> Los horarios que se ofrecen no son convenientes.               |
| <input type="radio"/> La calidad de la instalación es deficiente.                            | <input type="radio"/> La instalación no está limpia.                                 |
| <input type="radio"/> La calidad de los equipos es deficiente.                               | <input type="radio"/> Personal de habla hispana insuficiente.                        |
| <input type="radio"/> El horario de funcionamiento no es conveniente.                        |  |
| <input type="radio"/> No conoce bien la instalación.   |  |

- ☐ Inaccesible para personas que tengan una discapacidad.
- ☐ El proceso de inscripción es difícil (EXPLIQUE) \_\_\_\_\_.
- ☐ Problemas con el proceso de inscripción en línea (EXPLIQUE) \_\_\_\_\_.
- ☐ Otro (ESPECIFIQUE) \_\_\_\_\_.

### Uso 11

En la actualidad, ¿qué necesidades de recreación de su familia, si las tuvieran, no satisface el Distrito de Parques y Recreación?

---

### Valor

#### Valor 1

¿Qué tanto valor representa el Distrito de Parques y Recreación de Mundelein...

- c. ...para **su comunidad**?
- d. ...para **su familia**?

- ☐ Muy valioso
- ☐ Algo valioso
- ☐ No muy valioso
- ☐ Para nada valioso
- ☐ No lo tiene claro

#### Valor 2

De acuerdo con lo que sabe acerca de los programas, ¿qué valor representa cada uno de ellos para su familia?

|  | Muy valioso           | Algo valioso          | No muy valioso        | Para nada valioso     | No corresponde        |
|--|-----------------------|-----------------------|-----------------------|-----------------------|-----------------------|
| a. Programas para niños de edad preescolar                 | <input type="radio"/> | <input type="radio"/> | <input type="radio"/> | <input type="radio"/> | <input type="radio"/> |
| b. Programas para niños de edad escolar                    | <input type="radio"/> | <input type="radio"/> | <input type="radio"/> | <input type="radio"/> | <input type="radio"/> |
| c. Programas para adolescentes                             | <input type="radio"/> | <input type="radio"/> | <input type="radio"/> | <input type="radio"/> | <input type="radio"/> |
| d. Programas para adultos (entre 18 y 49 años)             | <input type="radio"/> | <input type="radio"/> | <input type="radio"/> | <input type="radio"/> | <input type="radio"/> |
| e. Programas para adultos activos (de 50 años en adelante) | <input type="radio"/> | <input type="radio"/> | <input type="radio"/> | <input type="radio"/> | <input type="radio"/> |

### Valor 3

Si el MPRD les ofreciera asistencia financiera para los programas a familias elegibles, ¿sería más probable que su familia se inscribiera?

- ☐ Sí
- ☐ No
- ☐ No lo tiene claro

### Dirección futura

#### Futuro 1

De los **parques e instalaciones existentes**, califique las **tres prioridades principales** en las que según usted el MPRD debería invertir fondos para MEJORAR/MANTENER en los próximos cinco años. Introduzca un "1" si la prioridad es la primera y "2" si es la segunda y "3" si se trata de la tercera.

|  |       |   |       |
|--|-------|---|-------|
| Centro de acondicionamiento físico               | _____ | Parques   | _____ |
| Diamond Lake Beach                               | _____ | (Cuáles)  | _____ |
| Centro recreativo Diamond Lake Recreation Center | _____ | Piscina techada                                     | _____ |
| Preescolar Learning Center                       | _____ | Barefoot Bay  | _____ |
| Campos de béisbol                                | _____ | Heritage Museum                                     | _____ |
| Estudios de baile                                | _____ | Parque de patinetas                                 | _____ |
| Canchas de tenis                                 | _____ | Centro de Desarrollo Big & Little Child Development | _____ |
| Canchas de pickleball                            | _____ | Center  | _____ |
| Pista de patinaje sobre hielo                    | _____ | Spray Park  | _____ |
| Campos abiertos                                  | _____ | Community Park                                      | _____ |
| Golf de disco                                    | _____ | Regent Center                                       | _____ |
| Campos de fútbol                                 | _____ | Otro  | _____ |
| Gimnasios  | _____ | (ESPECIFIQUE)                                       | _____ |
| Campo de golf                                    | _____ | <input type="checkbox"/> Ninguno                    | _____ |
| Puestos para concesionarios                      | _____ |   |       |
| Baños en los parques                             | _____ |   |       |

#### Futuro 2

Califique las **dos prioridades principales** en las que según usted debería invertir fondos el MPRD para CONSTRUIR o DESARROLLAR en los próximos cinco años. Introduzca un "1" si es la primera prioridad y "2" si se trata de la segunda.

|   |       |  |       |
|---|-------|--|-------|
| Parque para perros                                | _____ | para torneos)  | _____ |
| Patio de recreo bajo techo                        | _____ | Estructura cubierta sobre la pista de patinaje sobre | _____ |
| Centro de arte y cultura                          | _____ | hielo  | _____ |
| Centro para la naturaleza                         | _____ | Más espacio interno para el gimnasio                 | _____ |
| Campos de béisbol o softbol con césped            | _____ | Complejo deportivo al aire libre                     | _____ |
| Campos de fútbol con césped                       | _____ | Otro   | _____ |
| Campos de lacrosse                                | _____ | (ESPECIFIQUE)  | _____ |
| Casa de campo en interiores                       | _____ | <input type="checkbox"/> Ninguno                     | _____ |
| Área de práctica o calentamiento de golf          | _____ |  |       |
| Canchas al aire libre de pickleball (con sombra y | _____ |  |       |

## Fuentes de información

### Info 1

¿Cuáles son sus fuentes de información sobre el Distrito de Parques y Recreación? (MARQUE TODAS LAS QUE CORRESPONDAN)

- |  |  |
|--|--|
| <input type="checkbox"/> Guía del programa (folleto)   | <input type="checkbox"/> Comunicaciones del distrito escolar   |
| <input type="checkbox"/> Boletín electrónico del Distrito de Parques                                     | <input type="checkbox"/> Boletín informativo local   |
| <input type="checkbox"/> Videos del Distrito de Parques  | <input type="checkbox"/> Cuentas de redes sociales del Distrito de Parques; por ejemplo, Facebook, Twitter o Instagram |
| <input type="checkbox"/> Sitio web del Distrito de Parques   | <input type="checkbox"/> Medios locales de comunicación; por ejemplo, periódico, radio o televisión                    |
| <input type="checkbox"/> Correos electrónicos del Distrito de Parques                                    | <input type="checkbox"/> De palabra; por ejemplo, de amigos o vecinos  |
| <input type="checkbox"/> Cartel electrónico en las afueras del centro comunitario                        | <input type="checkbox"/> No recibe información relacionada con el Distrito de Parques                                  |
| <input type="checkbox"/> Afiches u otra información impresa en las instalaciones del Distrito de Parques |  |
| <input type="checkbox"/> Personal del Distrito de Parques  |  |

### Info 2

¿Cuál es su manera **principal** de cual puede obtener información sobre el Distrito de Parques y Recreación? (MARQUE SOLO UNA CASILLA)

- |   |   |
|---|---|
| <input type="radio"/> Guía del programa (folleto)   | <input type="radio"/> Personal del Distrito de Parques  |
| <input type="radio"/> Boletín electrónico del Distrito de Parques                                     | <input type="radio"/> Comunicaciones del distrito escolar   |
| <input type="radio"/> Videos del Distrito de Parques  | <input type="radio"/> Boletín informativo local   |
| <input type="radio"/> Sitio web del Distrito de Parques   | <input type="radio"/> Cuentas de redes sociales del Distrito de Parques; por ejemplo, Facebook, Twitter o Instagram |
| <input type="radio"/> Correos electrónicos del Distrito de Parques                                    | <input type="radio"/> Medios locales de comunicación; por ejemplo, periódico, radio o televisión                    |
| <input type="radio"/> Cartel electrónico en las afueras del centro comunitario                        | <input type="radio"/> De palabra; por ejemplo, de amigos o vecinos  |
| <input type="radio"/> Afiches u otra información impresa en las instalaciones del Distrito de Parques |   |

### Info 3

¿En qué idioma prefiere recibir información sobre el Distrito de Parques y Recreación?

- ☐ Inglés
- ☐ Español
- ☐ Otro (ESPECIFIQUE) \_\_\_\_\_



## Condición demográfica

Por último, nos gustaría conocerlos a usted y su familia. El Distrito de Parques y Recreación de Mundelein trabaja para ofrecerles servicios a todos los integrantes de su comunidad, y toda la información contenida en esta sección nos ayudará a garantizar que nuestros datos representen a las personas que viven en el área en la que prestamos servicio.

### Demo 1

¿Desde cuándo vive en la circunscripción del Distrito de Parques y Recreación de Mundelein?

- ☐ 2 años o menos
- ☐ Desde más de 2 años hasta 5 años
- ☐ Desde más de 5 años hasta 10 años
- ☐ Más de 10 años
- ☐ Prefiere no responder

### Demo 2

Considere todas las formas de ingreso, antes del pago de impuestos, de cada una de las personas que vive con usted durante 2020. ¿Cuál fue el ingreso de su familia en 2020?

- ☐ Menos de \$25,000
- ☐ De \$25,000 a menos de \$50,000
- ☐ De \$50,000 a menos de \$75,000
- ☐ De \$75,000 a menos de \$100,000
- ☐ De \$100,000 a menos de \$150,000
- ☐ \$150,000 o más
- ☐ Prefiere no responder

### Demo 3

Usted es:

- ☐ Hombre
- ☐ Mujer
- ☐ De género no binario
- ☐ De otra identidad de género que acá no se especifica
- ☐ Prefiere no responder

### Demo 4

¿Cuál es su edad?

- ☐ de 18 a 29 años
- ☐ de 30 a 49 años
- ☐ de 50 a 64 años
- ☐ Más de 65 años
- ☐ Prefiere no responder

**Demo 5**

Usted es: (MARQUE TODAS LAS QUE CORRESPONDAN)

- |  |   |
|--|---|
| <input type="checkbox"/> Asiático  | <input type="checkbox"/> Nativo de Hawaii o isleño del Pacífico |
| <input type="checkbox"/> Negro   | <input type="checkbox"/> Blanco                                 |
| <input type="checkbox"/> Hispano o latino                                | <input type="checkbox"/> De otra raza (ESPECIFIQUE) _____       |
| <input type="checkbox"/> Nativo de los Estados Unidos o nativo de Alaska | <input type="checkbox"/> Prefiere no responder                  |

**Demo 6**

¿Cuántas personas viven en su familia? \_\_\_\_\_

**Demo 7**

Sin incluirse a usted mismo, alguna de las personas de su familia tiene las siguientes edades: (MARQUE TODAS LAS QUE CORRESPONDAN)

- |   |   |
|---|---|
| <input type="checkbox"/> entre 0 y 4 años   | <input type="checkbox"/> entre 30 y 49 años |
| <input type="checkbox"/> entre 5 y 12 años  | <input type="checkbox"/> entre 50 y 64 años |
| <input type="checkbox"/> entre 13 y 17 años | <input type="checkbox"/> más de 65 años     |
| <input type="checkbox"/> entre 18 y 29 años |   |

**Cierre**

¡Gracias por compartir sus ideas con nosotros hoy! Ayudó a que el Distrito de Parques y Recreación de Mundelein prestara un mejor servicio a nuestra comunidad e hiciera planes para el futuro.

## **Appendix B: Survey Materials (Email and Postcard)**

- **FROM:**schneiderman@niu.edu via SurveyMonkey
- **DATE:**Monday, August 09, 2021 10:31 AM
- **SUBJECT:**Mundelein Park & Recreation District Community Survey-Encuesta Comunitaria del Distrito de Parques y Recreación de Mundelein
- **MESSAGE:**

## Mundelein Park & Recreation District Community Survey-Encuesta Comunitaria del Distrito de Parques y Recreación de Mundelein

Dear [FirstName] [LastName],  
Estimado residente de Mundelein,

We would like to hear from you! Please take a few minutes to complete the survey you began.

¡Nos complacería saber de usted! Tómese unos minutos para completar la encuesta que comenzó.

The Mundelein Park and Recreation District (MPRD) has commissioned the Center for Governmental Studies at Northern Illinois University to conduct a survey of residents. This survey will include questions about how your household uses Park District facilities and programs, as well as questions about potential future priorities and objectives for the Park District during a non-COVID environment.

El Distrito de Parques y Recreación de Mundelein (Mundelein Park and Recreation District, MPRD) le asignó al Centro para los Estudios Gubernamentales de Northern Illinois University la misión de hacer una encuesta a los residentes. Esta encuesta incluirá preguntas acerca de cómo su familia aprovecha instalaciones y programas del Distrito de Parques, así como otras preguntas sobre prioridades y objetivos para el futuro del Distrito de Parques para cuando tengamos un ambiente sin enfermedad por coronavirus (COVID).

**We want to hear from people from all across the MPRD's service area, so even if you do not use Park and Recreation District programs or services, we still want to hear your opinions!**

**Queremos saber de las personas de toda el área en la que el MPRD presta servicios, de manera que incluso si usted no es usuario de programas o servicios del Distrito de Parques y Recreación, ¡de todas maneras deseamos conocer su opinión!**

All information you provide will be reported in summary form only, so your answers will be added to the responses of others and will not be shared individually.

Toda la información que nos suministre se presentará en forma resumida solamente, por lo que sus respuestas se añadirán a las respuestas de otras personas y no se darán a conocer individualmente.

To complete the survey please click the "Begin Survey" button but below.  
Para completar la encuesta, haga clic en el botón "Comenzar encuesta", pero a continuación.

If you have any questions about this survey, please email Mindy Schneiderman at the Center for Governmental Studies at Northern Illinois University at [schneiderman@niu.edu](mailto:schneiderman@niu.edu).  
Si tiene preguntas acerca de esta encuesta, comuníquese con Mindy Schneiderman, del Centro de Estudios Gubernamentales de la Northern Illinois University, por el correo electrónico [Schneiderman@niu.edu](mailto:schneiderman@niu.edu).

Thank you for your participation.  
Gracias por su participación.

Sincerely,  
Atentamente,

Ron Salski

Executive Director, Mundelein Park & Recreation District  
Director Ejecutivo del Distrito de Parques y Recreación de Mundelein

[Begin Survey](#)

Please do not forward this email as its survey link is unique to you.  
[Privacy](#) | [Unsubscribe](#)



14000



NORTHERN ILLINOIS UNIVERSITY

**Center for  
Governmental Studies**

1425 W. Lincoln Hwy.  
DeKalb, Illinois 60115-2828

NONPROFIT  
U.S. POSTAGE PAID  
NORTHERN ILLINOIS  
UNIVERSITY

We want to hear from you!

The Mundelein Park and Recreation District (MPRD) has commissioned Northern Illinois University to conduct a survey to determine residents' opinions of Park District parks, facilities, and programs.

**Even if you do not use Park and Recreation District programs or services, we still want to hear your opinions!**

To complete the online survey, go to <https://www.research.net/r/SurveyMPRD> and enter the number located in the top right-hand corner of this postcard. Please complete the survey before May 20, 2021.

If you have questions about the survey email [schneiderman@niu.edu](mailto:schneiderman@niu.edu).

TAAFFADAFADADTADFTTTADDFATFFADFAADDDADTTDFTTTTDDTFAFDTAFTTDFDDADT

\*\*\*\*\*AUTO\*\*5-DIGIT 60048, 1

Mundelein Resident  
665 Diamond Pointe Dr  
Mundelein IL 60060-5604



**MUNDELEIN PARK &  
RECREATION DISTRICT**  
*Connecting Our Community*

14000

¡Queremos escuchar de ti!

El Distrito de Parques y Recreación de Mundelein (MPRD) ha encargado a la Universidad del Norte de Illinois que realice una encuesta para determinar las opiniones de los residentes sobre los parques, instalaciones y programas del Distrito de Parques.

**Incluso si no utiliza los programas o servicios del Distrito de Parques y Recreación, ¡aún queremos escuchar sus opiniones!**

Para completar la encuesta en línea, vaya a <https://www.research.net/r/SurveyMPRD> e ingrese el número que se encuentra en la esquina superior derecha de esta postal.

Complete la encuesta antes del 20 de mayo de 2021.

Si tiene preguntas sobre la encuesta, envíe un correo electrónico a [schneiderman@niu.edu](mailto:schneiderman@niu.edu).

## **Appendix C: Verbatim Comments**

Note: Numbers in parentheses are the number of respondents who gave the response.

### **What programs would you like the MPRD to add in the future?**

#### **Children's Programs**

Any program for young children with special needs. My 2.5-year-old grandson has cerebral palsy, he will have challenges in taking part in any activities, mind is fine, just lower extremities are affected.

Children's theater or a performing arts center with a variety of dance, music, singing and acting workshops.

Coding for kids (3)

Gymnastics

Kid's dance

More basketball classes

More camp opportunities

More children's offerings nights and weekends for working parents

More options for young kids that aren't solely in the evening

Not so much additional programs, it's additional times. For preschool age kids especially, there are a lot of weekday morning/early afternoon programs that do not work for working parents. More time slots would be great, especially early evening classes (5-8 pm)

Programs that can accommodate a wider age range of kids or have them at the same time/day/location.

RoboThink

Sports awareness for girls aged 5-7

Youth golf classes

Youth karate (2)

Youth soccer (2)



## **Sports**

Adult tennis programs

Adult women's-only volleyball league

Archery

Fencing

Golf clinics (2)

Indoor pickle ball

Indoor tennis

Martial arts

More adult league sports (e.g., soccer) (2)

Pickleball (2)

Ping pong

Practice wall for solo tennis warmup or work out

## **Art and Crafts/Hobbies**

Art classes

Cooking classes (2)

Gardening

Painting classes (2)

Photography (3)

Scrapbooking

## **Aquatic**

Deep end pool swim time close the diving board and wall for 10 minutes an hour and let people swim/jump off the wall, I loved this when our pool did this.

Extend water walking at Barefoot Bay through August.

I really love the Adult Swim nights (e.g., Margaritaville nights, beer nights). More adult evening activities at the pool, that is an activity that adults enjoy, and it generates revenue for the swim park as well.

Longer opening of Diamond Lake Beach

More times available for open swim at the indoor pool including times later in the evening

Provide kick boards for the Barefoot Bay lap lanes so that adults and kids can use them.

Stand up paddle boarding

Swim that is less than 10 dollars

Therapy pool

### **Senior Programs**

More day trips for seniors

More senior programs (2)

Senior Center (3)

Some programs for disabled seniors with transportation provided

### **Dance**

Ballet folklorico

Ballroom dance classes

Belly dance for fitness

Latin dance classes

More dance classes for hip-hop

### **Fitness/Wellness/Health**

Body weight fitness equipment in our parks

CPR/AED certification

I would love to see programs that increase ACEs awareness.

Kickboxing fitness classes

Step aerobics

### **Teen Programs**

More programs for teens (2)

Teen center where kids can hang after school and meet other kids, get help with school, meet for group projects, and receive family or individual counseling services. I grew up in Gurnee and Warren Township has a teen center and offers free or sliding scale counseling services through the township.

Volleyball camps for teens

### **Other Programs**

Basketball park only

Community events-live music/concerts (2)

Day trips

Events for entire family. Not a Father-Daughter dance. But rather a Family-Dance. Most communities have gotten rid of father-daughter because it's discriminatory. I have mentioned this to MPRD staff several times yet no change to the event title.

Joint programs with the Freemont Public Library

Lectures on civics and history, build up community and a shared narrative, bring an American or universal human dignity

Make use out of the old Gale Street (Diamond Lake Road) property, by installing piers for only Mundelein residents to park boats. High yearly fee for boat slip would be appropriate.

More events to celebrate different cultures. Maybe the Park District can join forces with other organizations that already host different cultural events (eg, MHS, Santa Maria del Popolo, The Chapel).

Movies at Regent Center

Nature hikes in the different parks

Outdoor activities for families (meet and greet)

Poker nights. Donations of winnings go to programs.

Rock Steady Boxing (for Parkinson's Disease patients)

State and Federal resources education. Learn, understand how our government works as well as, taxpayer programs and services available.

Theatre

**None**

None (7)

Nothing at this time

**Don't Know**

Can't think of any at the moment (2)

Don't know (4)

No idea (2)

Not sure

**Other Comments**

Better communication about all these parks/resources. A lot of these parks I've never heard of even though I've lived in Mundelein for five years.

Dog stations with poop bags available and in Hanrahan Park add a water fountain.

Fitness Center at a reasonable price (like before). No fee for extras, such as pool, sauna, classes, etc. (2)

Greater protection and management of Diamond Lake water quality

Happy with my local park district options.

I think that the senior age for the Nova Fitness Center should be the same as Steeple Chase.

I would like to use my Medicare plan to pay for exercise and pool use.

Love the new basketball courts by the Community Center. Looks like there might be room for another one. Love seeing people of all ages there playing on a regular basis. Thank you!

More Active Adult 50 plus programs

Need public rest rooms in the parks

No suggestions. We love all that MPRD already offers!

None, but we do appreciate how forward thinking the Park District is with its activities.

The issue with usage is not adding programs it is reducing cost.

Very rude people at the Park District

**Which programs, facilities, or activities that you are interested in or need would you like to see added?**

**Sports**

Soccer

Indoor tennis

Pickle ball (2)

Bocce

Footgolf

Frisbee golf

Football

Fencing for adults (2)

Tennis

Adult golf lessons

Golf course driving range

Golf clinics

More golf

Sports

Coed adult sports. Add in evenings or drop-in available programs rather than every week commitment.

Soccer for fun not league

More tennis, more golf, more baseball. Everything gets completely filled up.

### **Arts and Crafts/Hobbies**

Cooking classes (4)

Cooking with what is in your fridge. Easy recipes without crazy ingredients.

Craft work

Culinary skills classes

Painting

Sewing

Basket weaving

Gardening/landscaping (2)

Pottery classes

Scrapbooking something like what Grandwood offers monthly plus a class for beginners.

Wood and welding shop

Arts classes

### **Children's Programs/Activities**

Minecraft club for kids

Nerf guns for kids

More T-Ball options (2)

Nature camp for children

RoboThink class

Lego class

Cross field for kids

Hip hop for kids from 5-6 years of age

Activities for kids with special needs

More dance classes for kids--times and availability

More time slots for existing children's options especially art for older elementary age.

Kid's hours for indoor running track

Ballet classes

Fencing for kids

Soccer programs to actually teach soccer not just drills.

### **Fitness, Wellness, Health**

Balance classes

Outdoor running track

Track usage on walk-in basis

Wellness programs

Adult male aged 18-49 fitness

Workout classes for adults

Senior exercise

Health and exercise education

Outdoor gym in the park like the one in Korea.

Physical well being

Qigong classes

Adult yoga classes for beginners

Tai chi



Body weight exercise equipment in our parks

### **Aquatics**

Swimming (2)

Aquatics for over 50s

Water exercises

Therapy pool

Summer outdoor swim classes. Grayslake offers this and you can use the pool for the day.

Adult swim events

### **Dance**

Adult dance lessons like salsa

Ballet folklorico (2)

Dance classes (2)

Social dance

### **Other Programs/Facilities/Activities**

Mommy and me classes for babies

Parent/tot classes

More programs getting the high school kids involved

Activities for parents and kids

Live music on Park Street

Activities for people who are blind or visually impaired

Much more for over 50+. Getting out to museums, Art Institute, Shedd Aquarium, Theater, etc.  
Bus/van needed with driver. Possible lunch reservations. Fees covered by attendees.

More senior activity programs

Rock Steady Boxing (for Parkinson's disease patients)

Winter outdoor programs--snow shoe hikes, cross country skiing, nature program about animals

Multisport facility

**Don't know**

Don't know. Choose from whatever is offered.

I don't know.

Not sure (3)

Don't know (2)

**Other Comments**

We love the garden plots!

You have comprehensive offerings. Lower cost of existing ones. Please shovel sidewalks in front of Regent Center in winter so people can walk!

I'd like to see some improvements made to Diamond Lake Beach. It's so outdated and has so much potential

Improvements to the beach

Reasonable price for Fitness Center and exercise programs

**What recreational needs of your household, if any, are not currently being met by the Mundelein Park & Recreation District?**

**Sports Programs/Activities**

Adult tennis

Billiards tournament

Frisbee golf

Golf activities (2)

Golf league, if you have it, I'm not aware.

Gymnastics

Ice skating lessons

Indoor tennis

Pickleball

Soccer (2)

Swimming lessons

Volleyball

**Additional Facilities**

Pulling a boat in and out, every time you want to use the Diamond Lake is not practical. We need Park District boat slips for seasonal rental.

A safe walking path that has lights for evening and nighttime use.

Accessible swimming pool

Body weight exercise equipment in our parks

Diamond Lake paddle board, kayaks, row boats

Dog park

Groomed cross country ski trails

Outdoor gym

Private Pilates studio

Would like a street soccer court

### **Improved Facilities/Parks**

Clearbrook Park pond needs to be cleaned up. Businesses are dumping in the pond.

My 3-year-old can't get in that freezing pool plus the instructors are not great.

Need a bigger room at Nova Fitness Center for the kids especially kids 5 years old and up.

Not enough cardio equipment and the technology is dated at Fitness Center

The pool is cold and feels run down

The restroom facility on the 4th hole At Steeple Chase is not maintained. It is disrespectful of the patrons and should be corrected.

We would love more natural habitats

### **Nature/Outdoor Programs/Activities**

Classes on nature/conservation

Fishing

Kayaking group

Nature programs

Row boating

### **Arts and Crafts/Hobbies Program/Activities**

Adult cooking classes (3)

Photography

### **Additional Hours/Times**

Evening hours for young kids

Fitness center should open earlier on Saturday

More times for open swim at the indoor pool, including later evening hours

Times are inconvenient

### **Lower Costs**

I would say the majority of the times we only allow for our kids to choose 1 or 2 programs because of the cost. Our son will be 2 this Fall, and we would love for him to join the Big & Little program because we have heard such great things about it. However, the cost is very high, even for a middle-class family. I wonder about the families who have a lower income. They would love to have their kids join a quality daycare where they are learning and socializing with kids their age. It would be impossible for them to sign their kids up in the program because of the cost.

Low-cost kayak launch on Diamond Lake. We were not happy to see the launch fee for non-motorized go up to \$75 this year.

Prices

We don't use the health club due to the cost being higher than surrounding clubs.

### **Childcare**

Childcare

Drop in childcare

No childcare at the Novacare Fitness Center. Very inconvenient.

### **Other Unmet Needs**

A get together

Additional Mexican cultural events

After school program bus service for Hawthorn Elementary students

Ballet folklórico

Dance over the summer

Do you have classes for senior citizens that teach how to perform safely and effectively strength/weight exercises?

Fun courses like the VH, Stevenson adult programs carries.

HIIT Training, ala Game Changing Performance in Mundelein. Maybe contact them to see if they want to run a program with the Park District.

If I could get my kids into more classes, I'd sign them up for many more. Classes are always full.

Need a larger variety of active adult programs. Limited options outside of fitness center and golf (which we use currently).

Recreation for over 50+ with disabilities

Toddler (pre-school age) swimming lessons

Tutoring programs

Would like to see drop-in type classes in evening

None (27)30.7%

Needs are met

### **None**

None, our recreational activities are amazing!!! We love barefoot bay and sprinkle park and indoor pool and classes for kids.

None. They seem to have everything.

Nothing

### **Don't Know**

Unsure (2)

### **Other Comments**

Grand Dominion offers many activities that meet my needs.

I don't know a lot about those programs, so I can't tell

I would like to use MPRD more often.

Not aware of all the programs offered

Not taking any classes now but in past we took swimming, dance, and T-ball.

Pool and other things closed unnecessarily.

There are many things to recommend MPRD, but the classes are extracurricular.

We use the community center.